



# SYSTEM EXAMPLES FOR INSTALLED SOUND

Presented by Yamaha



\*All specifications are subject to change without notice.  
\*All trademarks and registered trademarks are property of their respective owners.



YAMAHA CORPORATION  
P.O.BOX1, Hamamatsu Japan  
[www.yamahaproaudio.com](http://www.yamahaproaudio.com)






## Yamaha - The Sound Business Choice

Have you ever wished there was an easy way to improve the sound quality of background music, speeches and announcements that fill the spaces you spend time in? Like lighting and aroma, sound has a huge impact on the mood of any room. Creating a high-quality sonic environment not only makes the space more pleasant, but it can also have a positive influence on per-customer spending and repeat business. As sound professionals, we at Yamaha are dedicated to helping our customers create the most appealing, effective sonic environments for their needs. Commercial Installation Solutions was established for just that


purpose, offering the most elegant, and convenient sound systems available for commercial and public spaces. Yamaha has more than a century of experience in manufacturing musical instruments, plus extensive experience in processing and delivering sound. Industry-leading electronics technologies developed at our own R&D centers are used and highly valued by distinguished engineers in professional audio and broadcast applications worldwide. That same background and dedication is behind the system solutions we offer for commercial installations, giving our customers sound that is ideally tailored to their individual needs.

CONTENTS



1 Restaurants & Retail Shops .....05

- ▶ 1. Cafe & Restaurant 1
- ▶ 2. Cafe & Restaurant 2
- ▶ 3. Retail Outlets



4 Churches & Temples ...33

- ▶ 1. Small
- ▶ 2. Large



2 Hospitality .....13

- ▶ 1. Hotel Lobby
- ▶ 2. Banquet Hall



5 Mosques ..... 39

- ▶ 1. Small
- ▶ 2. Large



3 Offices & Corporate Spaces .....19

- ▶ 1. Media Presentation Room 1
- ▶ 2. Media Presentation Room 2
- ▶ 3. Conference Room 1(Small)
- ▶ 4. Conference Room 2(Medium)
- ▶ 5. Conference Room 3(Medium)
- ▶ 6. Town Hall



6 Complex Facilities .....45

- ▶ 1. Shopping Mall
- ▶ 2. Fitness Club



# 1 Restaurants & Retail Shops



Yamaha speakers blend state-of-the-art technology with experience and know-how accumulated through more than a century of musical instrument manufacturing. The benefits are evident in sound that accurately reproduces every nuance and subtlety of the original music. Complex settings or operations would reduce the accessibility of those benefits, so Yamaha applies electronic technologies gleaned from our involvement in professional audio to ensure that optimum performance can be achieved with the simplest possible set-up and operation. Yamaha Commercial Installation Solutions can help to achieve the ideal background music atmosphere for your establishment.

## Restaurants & Retail Shops

- ▶ 1. Cafe & Restaurant 1
- ▶ 2. Cafe & Restaurant 2
- ▶ 3. Retail Outlets

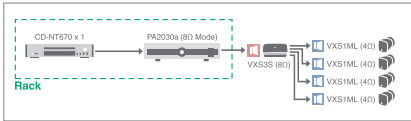
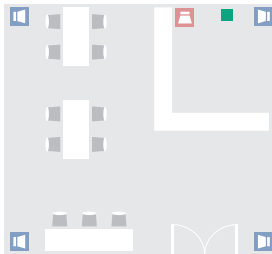


System Overview

This system features a simple connection of a music player source to a compact amplifier and the amplifier outputs connected to a speaker system, resulting in a well-balanced high performance background music system that contributes greatly to the overall atmosphere.

Key features

- VXS1ML combines sophisticated sound and design in a compact surface-mount speakers that will make a significant contribution to the most refined, and elegant spaces.
- VXS3S delivers big bass performance in a unit that is no larger that a compact surface-mount full-range speaker.
- PA2030a power amplifiers offers powerful features in compact, durable metal housing. They are designed for easy, intuitive operation that makes specialized training or audio experience unnecessary.

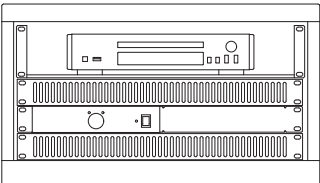


Component List

Name	PA2030a Power Amplifier	VXS1ML Speaker	VXS3S Speaker	CD-NT670 Network CD Player
				
QTY	1	4	1	1

Rack Diagram

CD-NT670  
1U Ventilation Panel  
PA2030a  
1U Ventilation Panel



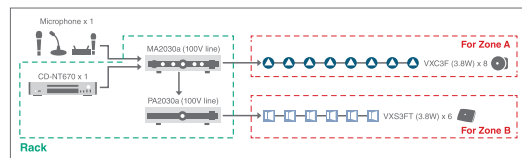
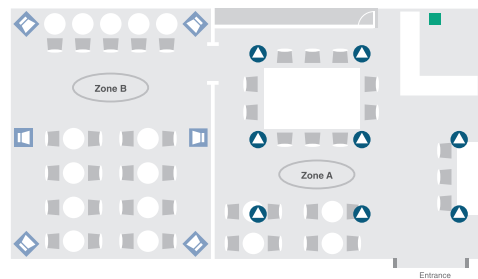
5U Rack

## System Overview

In this application the area is divided into two zones. Volume can be individually adjusted for each zone, so that Zone A can be adjusted according to the number of customers present while the Zone B volume remains constant.

## Key features

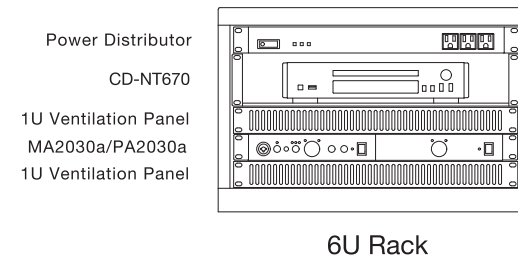
- Yamaha speaker systems are specially tuned for music applications and are the best solution for background music delivery, even when only low volume levels are required.
- The MA2030a is a compact amplifier designed for small applications that offers a range of powerful features, such as the capability to maintain constant volume levels across different sources. In addition, an MA2030a can be combined with a PA2030a to cover two service areas with volume zoning.
- The MA2030a features a builtin Priority Ducker function that automatically reduces the volume of background music when an announcement is being made.



## Component List

Name	MA2030a Power Amplifier	PA2030a Power Amplifier	VXC3F Speaker	VXS3FT Speaker
				
QTY	1	1	8	6
Name	CD-NT670 Network CD Player			
				
QTY	1			

## Rack Diagram



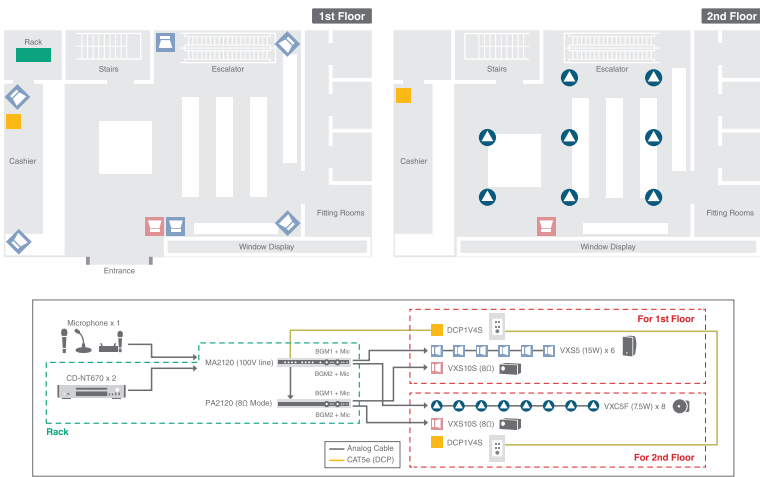


System Overview

This system is a good choice for broadcasting announcements or advertisements while supplying different background music to different areas. It includes a Ducker function that automatically reduces the volume of the background music whenever a microphone is being used so that no manual adjustments are required. In addition to different music sources and volume levels set up for the first and second floor area, source selection and volume level can be controlled from a conveniently located controller according to the products being displayed, number of customers in the store, and special events.

Key features

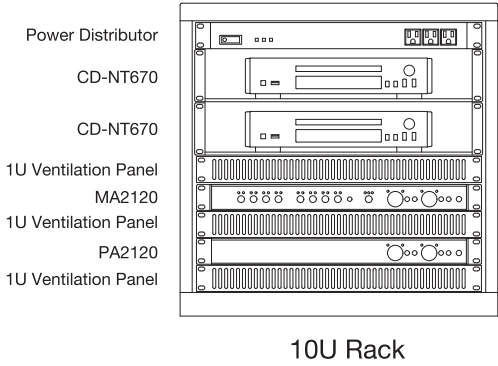
- Yamaha VXS and VXC series speakers provide high quality playback that delivers the full emotional impact of the music to the listening area, making a major contribution to overall atmosphere. Furthermore the power and excitement of rhythmic music can be enhanced by adding VXS10S subwoofers.
- Independent source selection and volume adjustment for the different zones can be accomplished via the MA2120 and PA2120, while basic day-to-day operation can be easily carried out via DCP control panels installed in the separate areas to allow remote control of background music volume and other operations.
- The MA2120 features a builtin Priority Ducker function that automatically reduces the volume of background music when an announcement is being made.



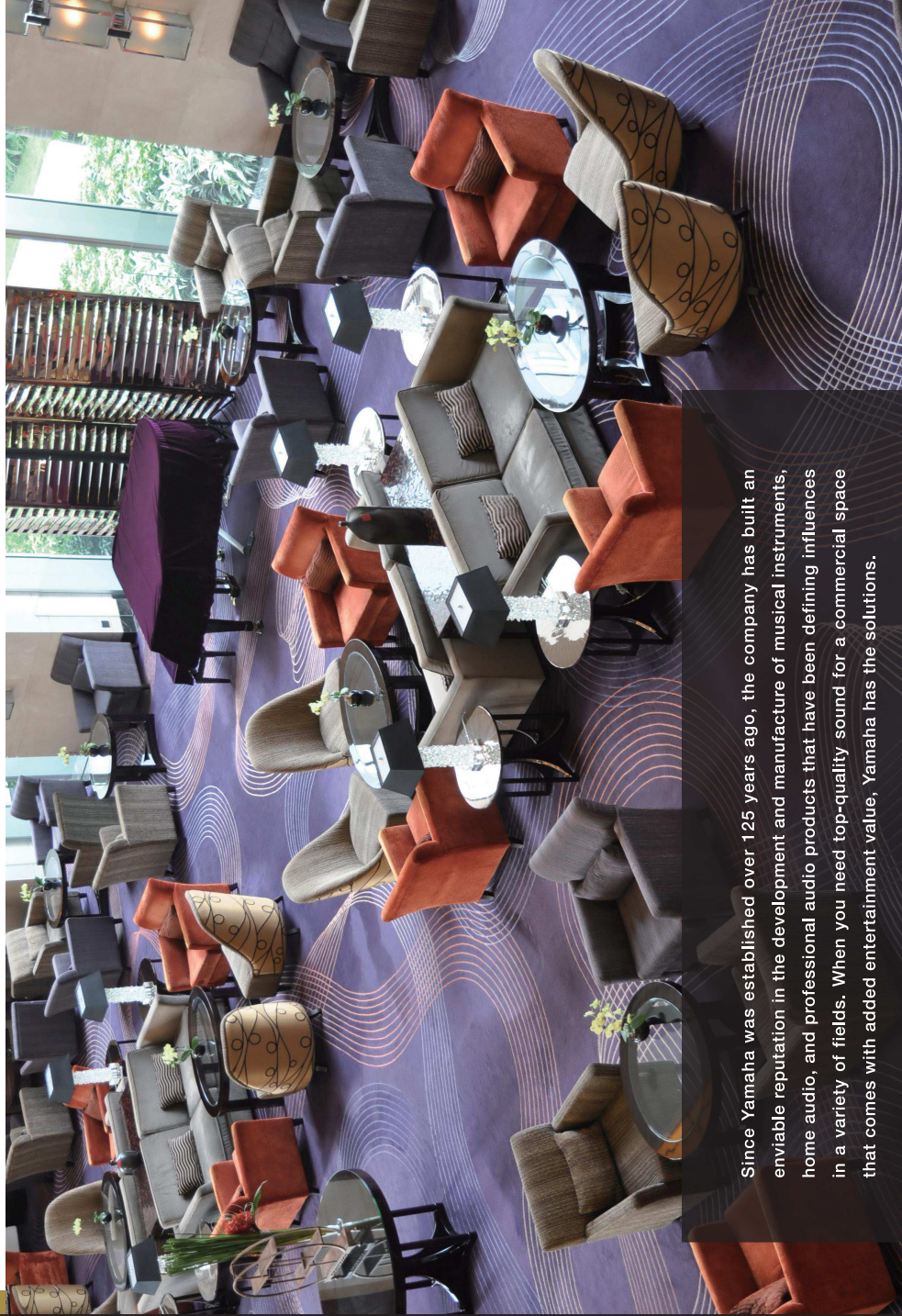
Component List

Name	MA2120 Power Amplifier	PA2120 Power Amplifier	VXS5 Speaker	VXC5F Speaker
QTY	1	1	6	8
Name	VXS10S Speaker	DCP1V4S Digital Control Panel	CD-NT670 Network CD Player	
QTY	2	2	2	

Rack Diagram



## 2 Hospitality



Since Yamaha was established over 125 years ago, the company has built an enviable reputation in the development and manufacture of musical instruments, home audio, and professional audio products that have been defining influences in a variety of fields. When you need top-quality sound for a commercial space that comes with added entertainment value, Yamaha has the solutions.

### Hospitality

- ▶ 1. Hotel Lobby
- ▶ 2. Banquet Hall



System Overview

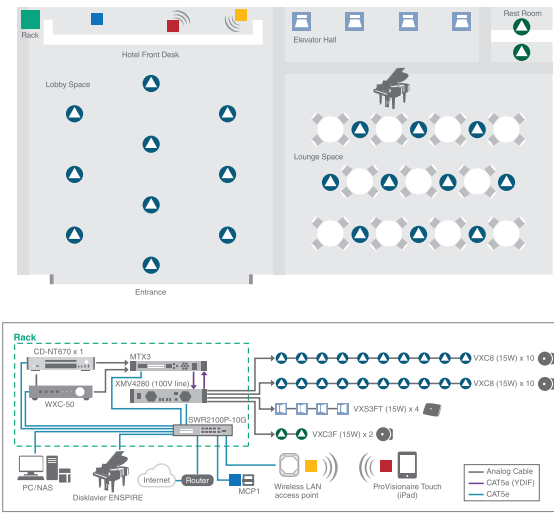
Hotel lobbies usually have a number of adjoining areas. In this particular case, background music is delivered to four separate zones: the main lobby space, lounge space, elevator hall, and toilets. Independent volume control is provided for each zone. It is also possible to supply each zone with different music to accompany seasonal events held in specific zones, for example.

Key features










- This background music system based around an MTX3 signal processor and an XMV4280 power amplifier is able to change moods according to the situation and time of day.
- The ProVisionaire Touch iPad application, which supports MTX3, XMV4280, MusicCast audio devices and Disklavier Enspire pianos, can be used for remote wireless ON/OFF switching, volume control, and more, allowing the mood of the environment to be adjusted to suit different times of day and events.\*

\*ProVisionaire Touch V1.2 or higher required.

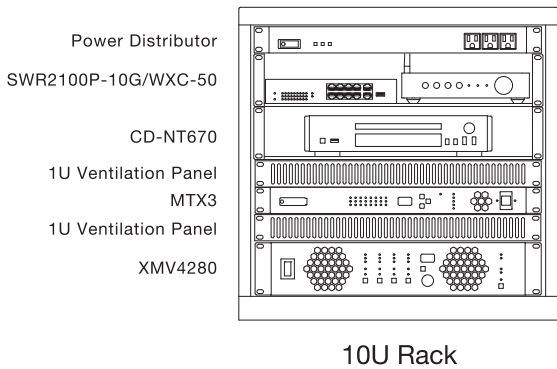
- Yamaha speaker systems are specially designed for music reproduction and are the best solution for background music applications, even when only low volume levels are required.



Component List

Name	MTX3 Processor	XMV4280 Power Amplifier	VXC8 Speaker	VXS3FT Speaker
				
QTY	1	1	20	4
Name	VXC3F Speaker	MCP1 Wall Mount Controller	SWR2100P-10G L2 Switch	CD-NT670 Network CD Player
				
QTY	2	1	1	1
Name	WXC-50 Wireless Streaming Amp			
				
QTY	1			

Rack Diagram

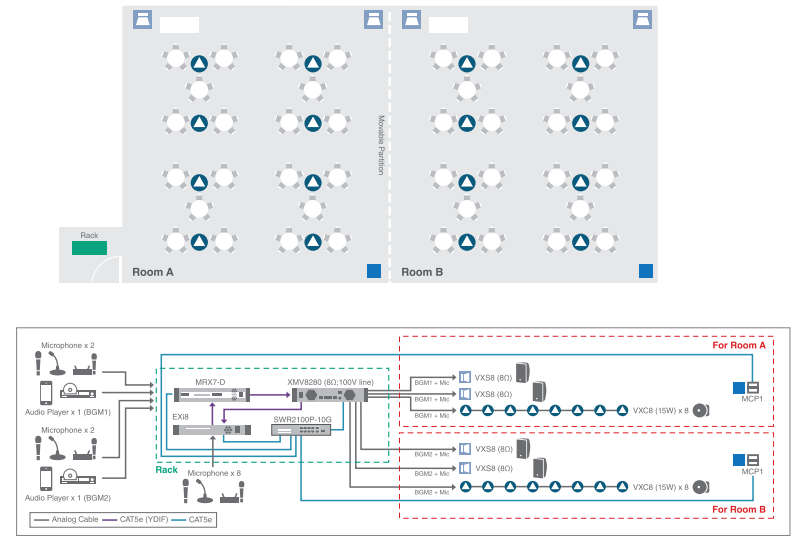


System Overview








This represents a fairly common hotel banquet room or multi-purpose hall scenario that can be effectively served by a digital signal processor, which handles overall system routing and processing. One of the main requirements for this application is that the audio system should be flexible enough to adapt to the needs of various events that are held at the facility. Room A and Room B in this system example are normally used independently for meetings, parties, or other events, and are therefore equipped with audio systems that can be operated separately. When the partition is removed and the rooms are combined to form one larger space, an appropriate setup that has been pre-programmed using the MTX-MRX Editor can be recalled via a single button, instantly setting up the system for central control.

Key features

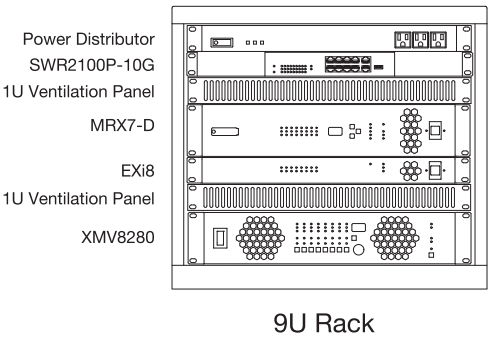
- The MRX7-D is a convenient signal processor that can accept input from multiple audio sources and microphones and route that audio to specified speaker systems.
- The EXi8 is handy when you want to increase the number of available microphone inputs, for example.
- MCP1 control panels installed in each room can be set up to allow remote control of microphone level and on/off switching, Settings can be configured flexibly with the MTX-MRX Editor software as required.



Component List

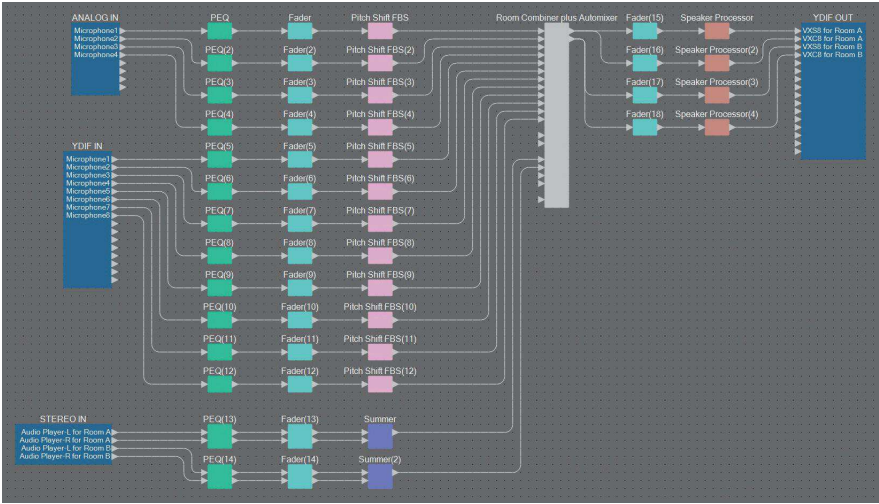
Name	MRX7-D Processor	EXi8 Input Expander	XMV8280 Power Amplifier	VXS8 Speaker
				
QTY	1	1	1	4
Name	VXC8 Speaker	MCP1 Wall Mount Controller	SWR2100P-10G L2 Switch	
				
QTY	16	2	1	

Rack Diagram



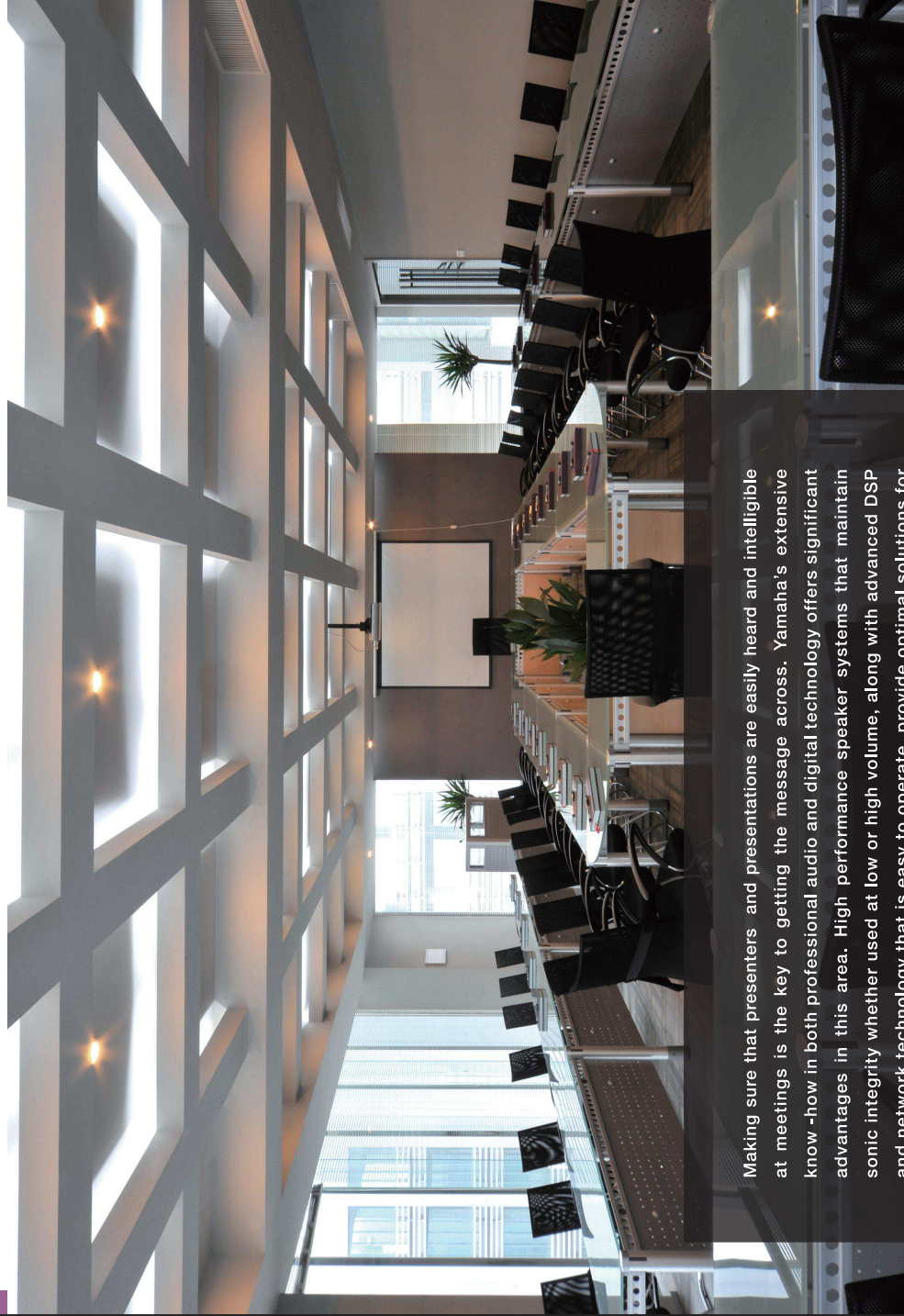
9U Rack

Screen Shot





## 3 Offices & Corporate Spaces



Making sure that presenters and presentations are easily heard and intelligible at meetings is the key to getting the message across. Yamaha's extensive know-how in both professional audio and digital technology offers significant advantages in this area. High performance speaker systems that maintain sonic integrity whether used at low or high volume, along with advanced DSP and network technology that is easy to operate, provide optimal solutions for conference rooms of any size.

### Offices & Corporate Spaces

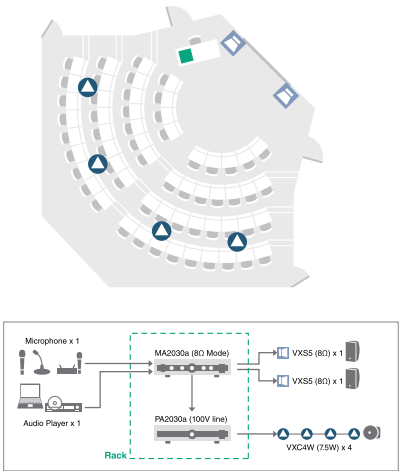
- ▶ 1. Media Presentation Room 1
- ▶ 2. Media Presentation Room 2
- ▶ 3. Conference Room 1 (Small)
- ▶ 4. Conference Room 2 (Medium)
- ▶ 5. Conference Room 3 (Medium)
- ▶ 6. Town Hall

System Overview



A stereo speaker system is installed to the left and right of a video screen at the front of the room to provide high-quality stereo sound. Four more ceiling speakers are installed in the seating area near the back of the room so that sufficient volume reaches the furthest attendees. A microphone, a computer and an audio player are located in one spot.

Key features

- Yamaha speaker systems deliver high quality, well defined sound that is ideal for both music and speech delivery.
- The wide coverage of the speakers themselves plus dedicated brackets with tilt and pan adjust ability makes it easy to target the desired service area.
- The MA2030a and PA2030a provide easy system expansion and convenient output level control via front-panel volume knob.

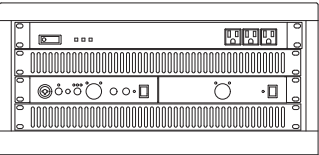


Component List

Name	MA2030a Power Amplifier	PA2030a Power Amplifier	VXS5 Speaker	VXC4 Speaker
				
QTY	1	1	2	4

Rack Diagram

Power Distributor  
1U Ventilation Panel  
MA2030a/PA2030a  
1U Ventilation Panel



4U Rack

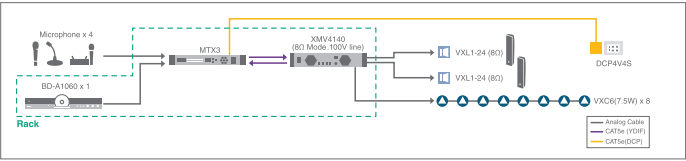
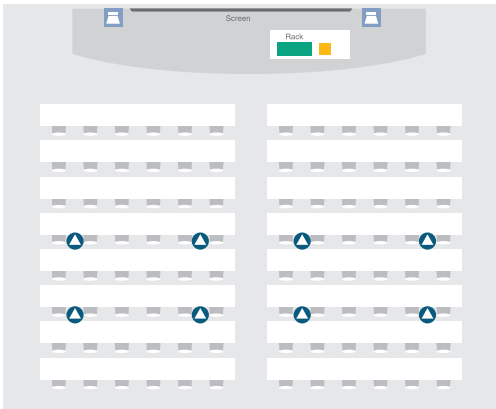


System Overview


A stereo speaker system is installed to the left and right of a video screen at the front of the room to provide high-quality stereo sound. Additional ceiling speakers are installed to the left and right of the seating area near the back of the room so that sufficient volume reaches the furthest attendees. Microphones, computers, and all playback devices are located in one spot, while source selection and volume adjustment are carried out from a single controller for simple, centralized day-to-day operation.

Key features

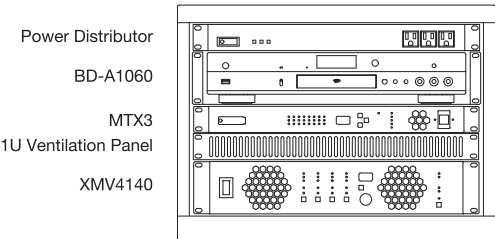
- Yamaha speaker systems deliver high quality, well defined sound that is ideal for both music and speech delivery.
- The wide coverage of the speakers themselves plus dedicated brackets with tilt and pan adjust ability makes it easy to target the desired service area.
- The MTX matrix processor includes a number of functions that can aid in optimizing audio quality for lectures, including high-pass filtering, equalization, and speaker processing.



Component List

Name	MTX3 Processor	XMV4140 Power Amplifier	VXL1-24 Speaker	VXC6 Speaker
				
QTY	1	1	2	8
Name	DCP4V4S Digital Control Panel	BD-A1060 Blu-ray Disc Player		
				
QTY	1	1		

Rack Diagram



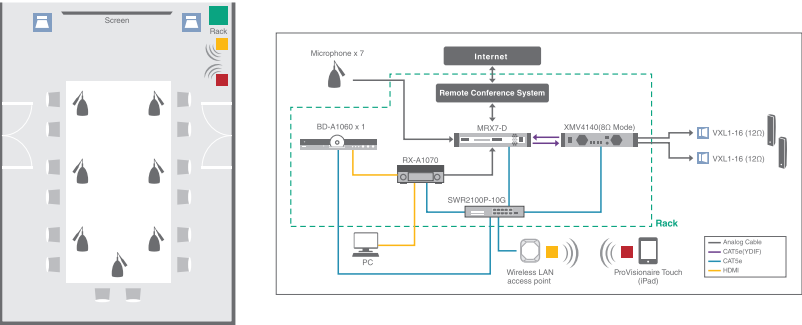
7U Rack

System Overview

This sample system for a conference room includes a remote conferencing system, built around a digital signal processor, which allows conferences to be shared with remote locations. In addition, the touch panel control system interfaces allows smooth and intuitive sound system operation.

Key features

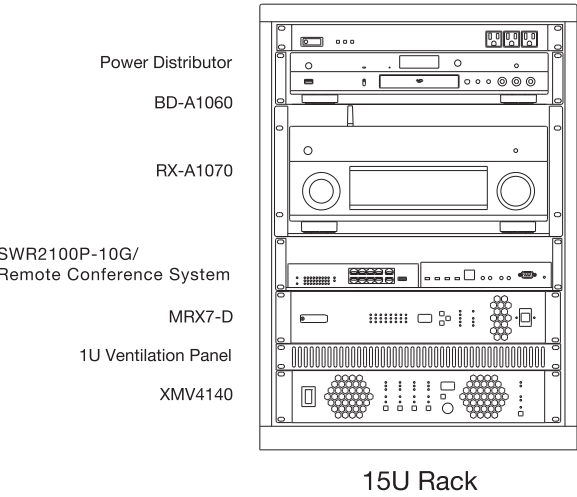
- The MRX7-D signal processor features an Acoustic Echo Canceller function that effectively suppresses echoes even if speaker output is picked up by microphones in the room, eliminating echoes and dropouts in both directions.
  - By combining the MRX7-D system with the Yamaha AV receiver and the Yamaha Blu-ray disc player, it is possible to select the music source, switch the HDMI input source with the AV receiver, and control devices including video playback of the Blu-ray disc, all from one Provisionaire Touch\* iPad application.
- \* ProVisionaire Touch V1.3 or higher required.
- The VXL1 slim line array speakers offer outstanding clarity, providing system that achieves excellent intelligibility for smooth, effortless communication.



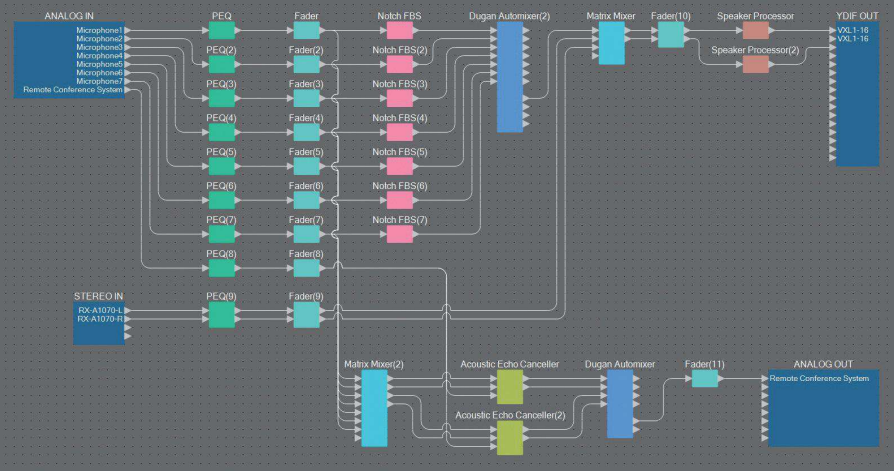
Component List

Name	MRX7-D Processor	XMV4140 Power Amplifier	VXL1-16 Speaker	SWR2100P-10G L2 Switch
				
QTY	1	1	2	1
Name	RX-A1070 AV Receiver	BD-A1060 Blu-ray Disc Player		
				
QTY	1	1		

Rack Diagram



Screen Shot



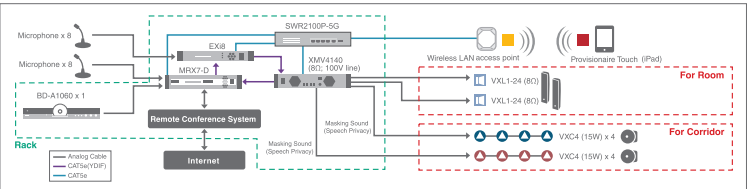
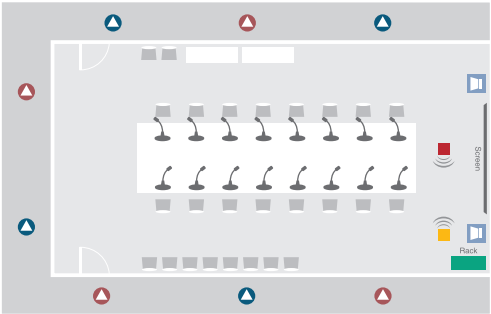


System Overview








In recent years, society's needs for considering important conversations without it being heard by other people are gradually increasing. Efforts are under way to protect privacy and confidential information that might be leaked from conversations in medical facilities, offices, financial institutions, administrative agencies, welfare facilities, or in many other places where communication is essential. By utilizing the MRX7-D signal processor, this system creates a Speech Privacy system that prevents leaking confidential information from conversations in conference rooms as well as simultaneously providing a remote conference system.

Key features

- The MRX7-D signal processor includes a Speech Privacy function that feeds a special masking signal to speakers installed in the hallway outside the conference room, making it impossible for outsiders to eavesdrop on the proceedings.
- The MRX7-D also features an Acoustic Echo Canceller function that effectively suppresses echoes even if speaker output is picked up by a microphone in the room, eliminating echoes and dropouts in both directions.
- VXL1 slim line array speakers offer outstanding clarity, which provides a system that achieves excellent intelligibility for smooth, effortless communication.

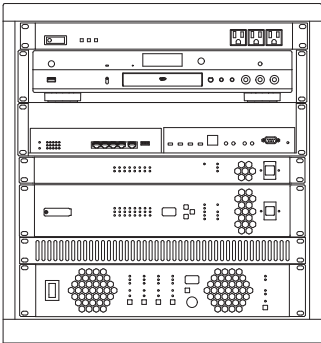


Component List

Name	MRX7-D Processor	EXi8 Input Expander	XMV4140 Power Amplifier	VXL1-24 Speaker
				
QTY	1	1	1	2
Name	VXC4 Speaker	SWR2100P-5G L2 Switch	BD-A1060 Blu-ray Disc Player	
				
QTY	8	1	1	

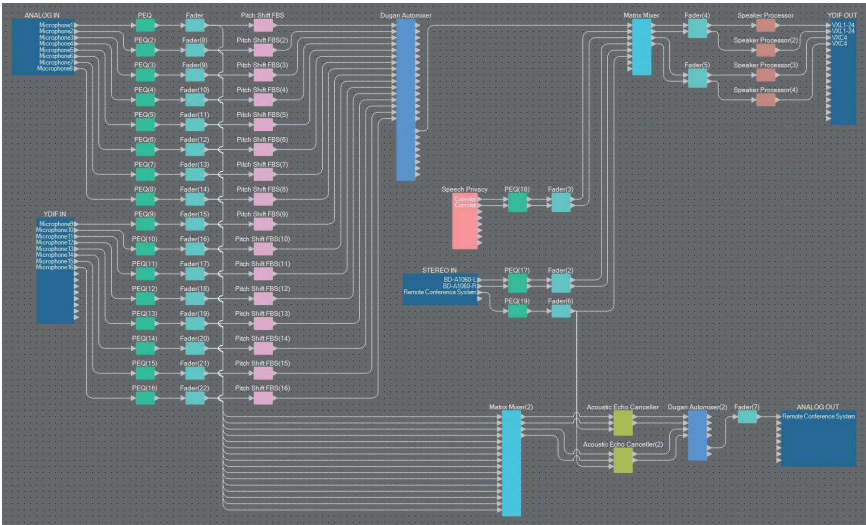
Rack Diagram

Power Distributor  
BD-A1060  
SWR2100P-5G/  
Remote Conference System  
EXi8  
MRX7-D  
1U Ventilation Panel  
XMV4140



11U Rack

Screen Shot

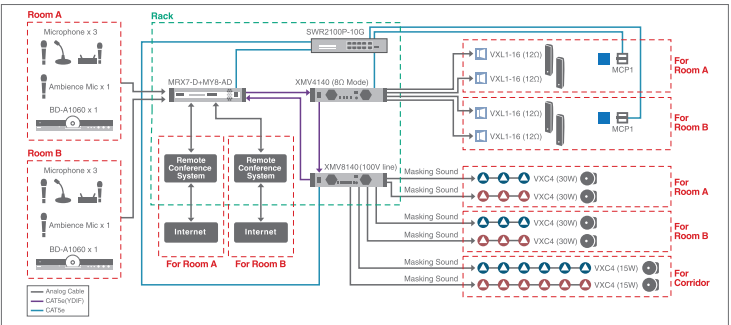
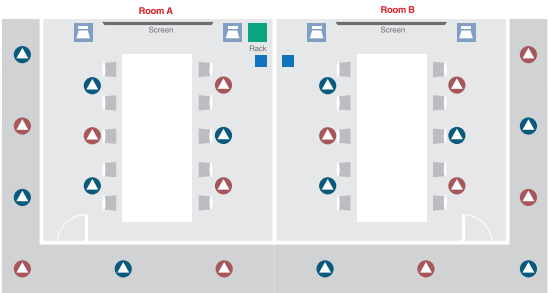


System Overview










If conferences are held at the same time in two adjacent conference rooms, there may be concerns about overhearing mutual conversations, which could distract conference attendees. This system utilizes the Speech Privacy function to prevent the content of conversations in the conference rooms from leaking into the corridor. At the same time, it also masks the content of meetings in neighboring conference rooms to provide a comfortable environment where attendees can concentrate on each meeting.

Key features

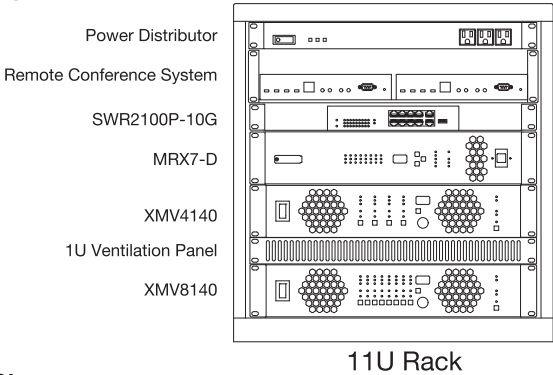
- The MRX7-D signal processor provides measures to prevent invasion of privacy in office work areas (which provides an environment where workers can concentrate on their jobs) by utilizing the Speech Privacy function.
- The MRX7-D signal processor features an Acoustic Echo Canceller function that effectively suppresses echoes even if speaker output is picked up by microphones in the room, eliminating echoes and dropouts in both directions.
- VXL1 slim line array speakers offer outstanding clarity, that provides a system that achieves excellent intelligibility for smooth, effortless communication.



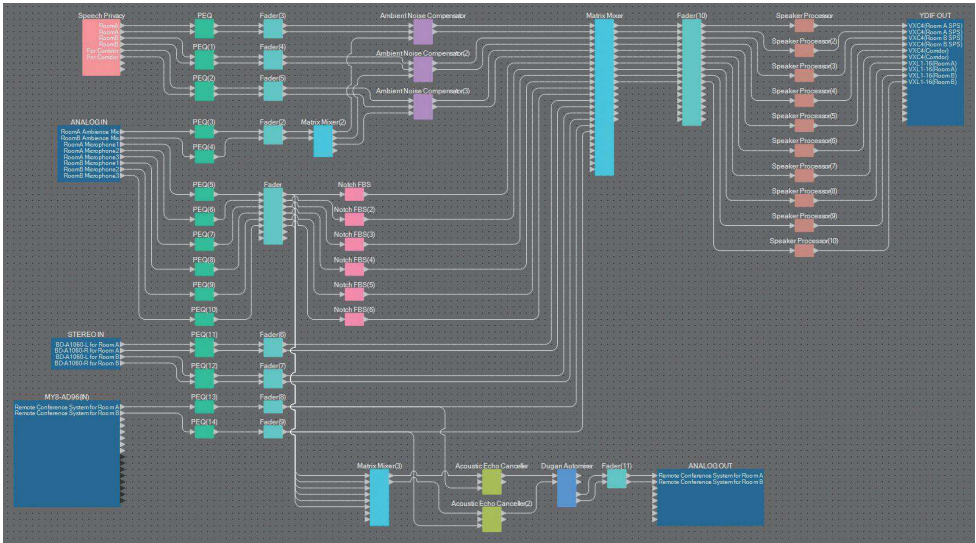
Component List

Name	MRX7-D Processor	MY8-AD Interface	XMV4140 Power Amplifier	XMV8140 Power Amplifier	VXL1-16 Speaker
					
QTY	1	1	1	1	4
Name	VXC4 Speaker	MCP1 Wall Mount Controller	SWR2100P-10G L2 Switch	BD-A1060 Blu-ray Disc Player	
					
QTY	24	2	1	2	

Rack Diagram



Screen Shot

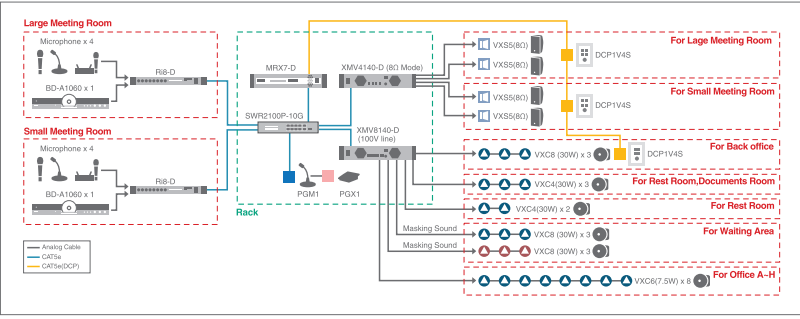


System Overview

This application is an example of a system that can service an entire building with announcements and background music, while also providing PA and music playback capability for presentations in individual rooms as well. All equipment other than the speakers is located in a central machine room, while controllers in individual rooms or areas allow remote operation and adjustment. In addition, this system also provides the Speech Privacy System for securing the privacy of conversations between visitors and officials.

Key features

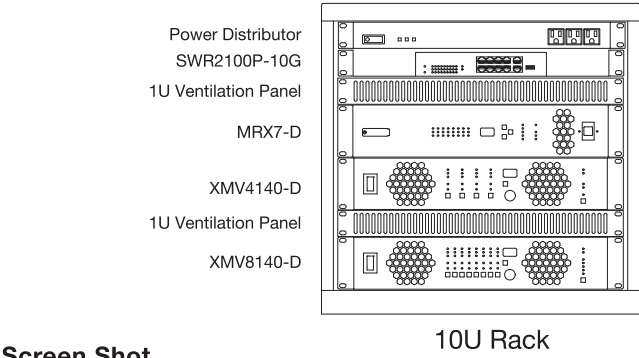
- The combination of an MRX7-D signal processor and PGM1 paging station microphone make it possible to deliver announcements and background music to the entire building while presentations are taking place in individual rooms.
- Source selection and volume adjustment can be easily carried out via MCP1 control panels.
- A scheduler function provides automatic playback of announcements or other material at preset times.



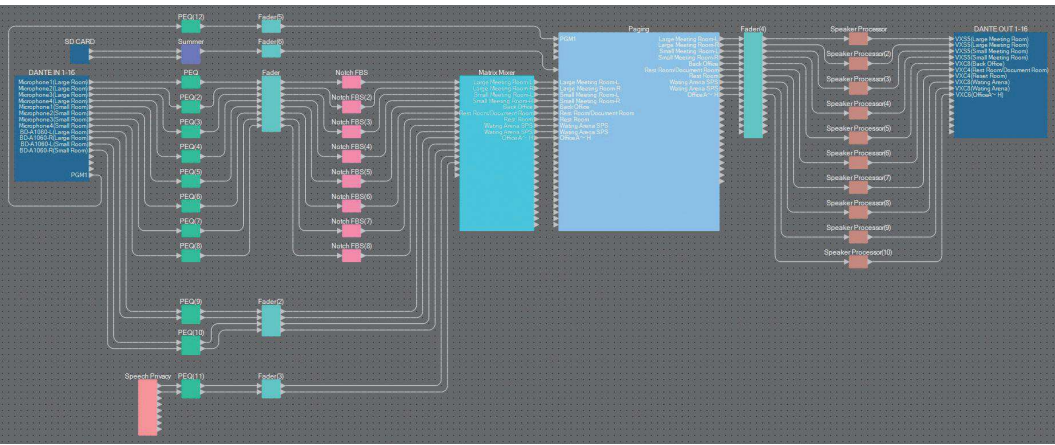
Component List

Name	MRX7-D Processor	Ri8-D Input Rack	XMV4140-D Power Amplifier	XMV8140-D Power Amplifier	VXS5 Speaker
QTY	1	2	1	1	4
Name	VXC8 Speaker	VXC6 Speaker	VXC4 Speaker	SWR2100P-10G L2 Switch	DCP1V4S Digital Control Panel
QTY	9	8	5	1	3
Name	PGM1 Paging Station Microphone	PGX1 Paging Station Extension	BD-A1060 Blu-ray Disc Player		
QTY	1	1	2		

Rack Diagram

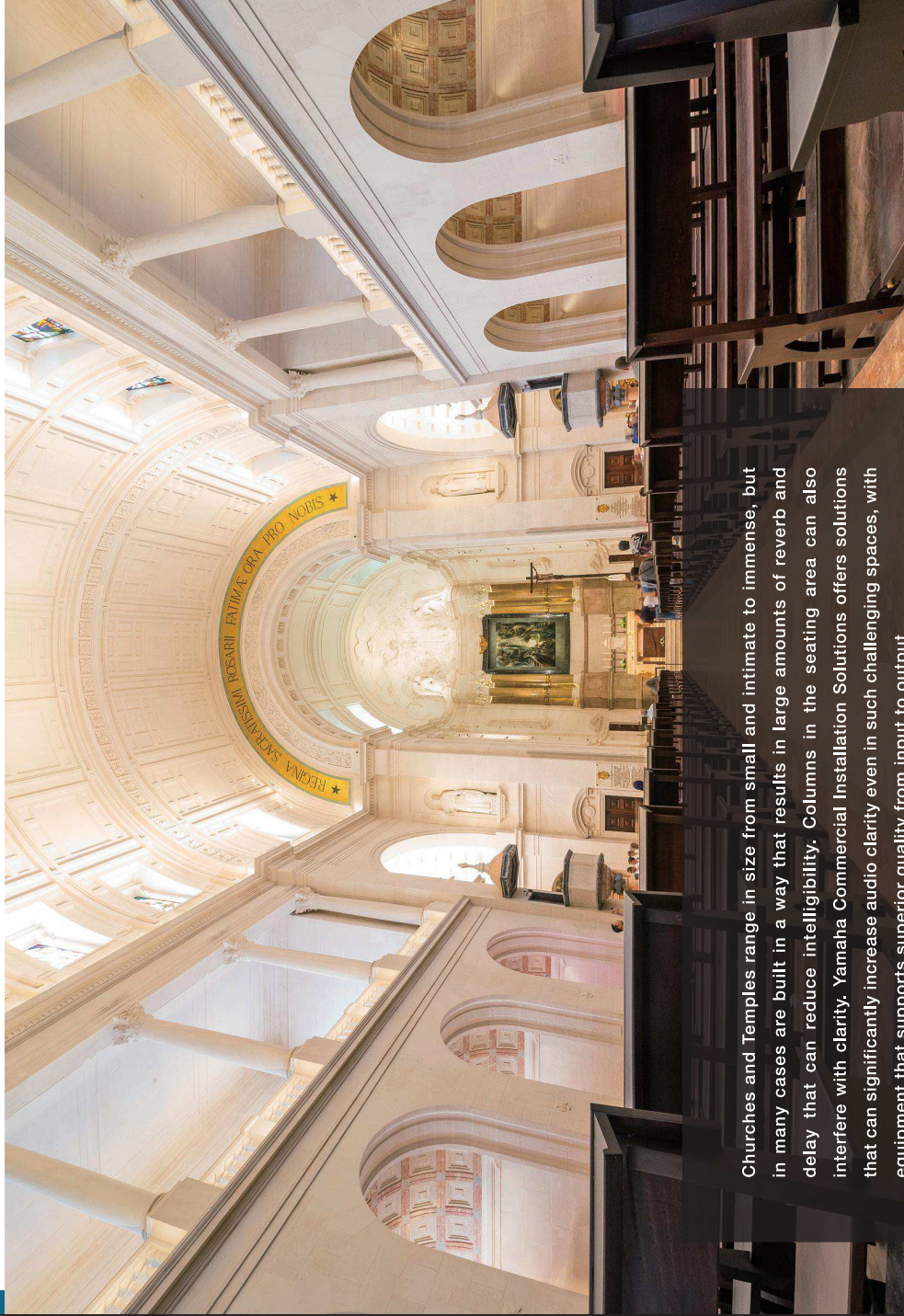


Screen Shot





## 4 Churches and Temples



Churches and Temples range in size from small and intimate to immense, but in many cases are built in a way that results in large amounts of reverb and delay that can reduce intelligibility. Columns in the seating area can also interfere with clarity. Yamaha Commercial Installation Solutions offers solutions that can significantly increase audio clarity even in such challenging spaces, with equipment that supports superior quality from input to output.

### Churches and Temples

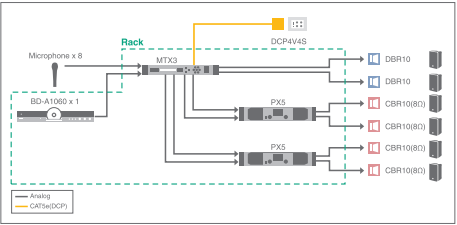

- ▶ 1. Small
- ▶ 2. Large

System Overview

To compensate for reflections and reverberation that can reduce intelligibility, multiple speakers have been located on the left and right sides of the room, with each fed a signal that is delayed by a precise amount so that everyone in the room can hear clearly. Powered monitor speakers are placed in front of the choir so that they can hear themselves when singing. The monitors are small powered models that can be quickly and easily removed when not needed.

Key features

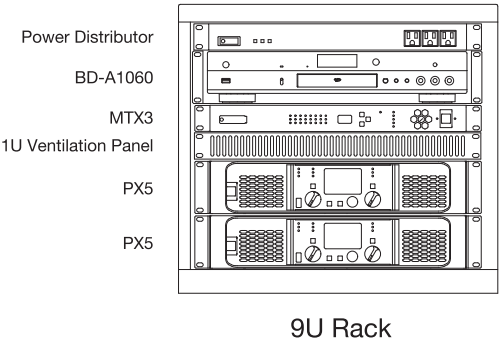
- CBR series speaker systems are used for their ability to deliver clear, well-defined sound in reverberant rooms.
- DBR series powered speakers have compact, low profile enclosures that make them ideal for monitor applications.
- Using the MTX3 Dugan automixer and Feedback Suppressor functions makes it possible to have a simple presentation system that does not require an operator.



Component List

Name	MTX3 Processor	PX5 Power Amplifier	DBR10 Speaker	CBR10 Speaker
				
QTY	1	2	2	4
Name	DCP4V4S Digital Control Panel	BD-A1060 Blu-ray Disc Player		
				
QTY	1	1		

Rack Diagram

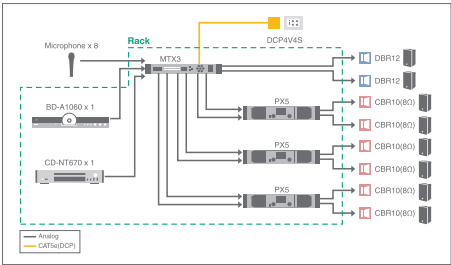
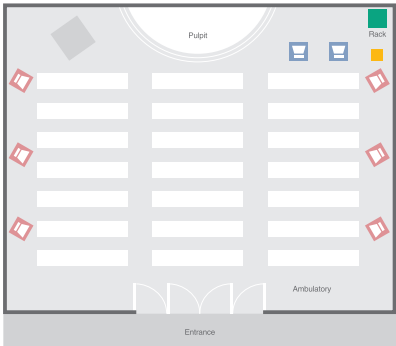


System Overview

In order to ensure maximum intelligibility in a reflective and reverberant environment, multiple time-aligned speakers have been located from the front to the rear of the room. Coverage is maximized and dead spots eliminated by placing speakers on the left and right sides of the room. This arrangement provides clear sound for everyone present. Compact powered monitor speakers that can be removed when not needed are positioned in front of the choir so that they can hear themselves when singing.

Key features

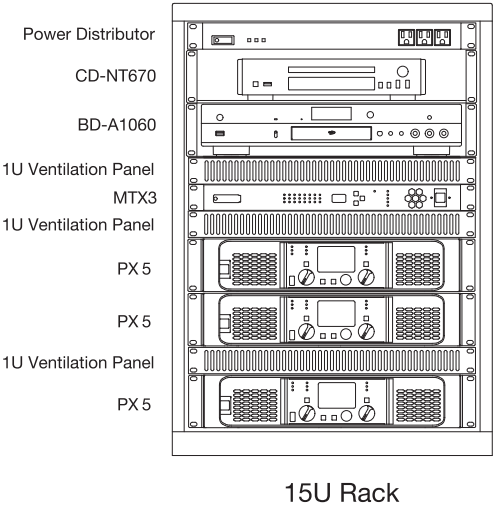
- CBR series speaker systems are used for their ability to deliver clear, well-defined sound in reverberant rooms.
- In addition to providing time alignment for the speaker systems, the MTX matrix processor features a Feedback Suppressor function that is also useful in this application.
- Day-to-day volume adjustment can be conveniently carried out via DCP control panels without having to operate the MTX processor.



Component List

Name	MTX3 Processor	PX5 Power Amplifier	DBR12 Speaker	CBR10 Speaker
				
QTY	1	3	2	6
Name	DCP4V4S Digital Control Panel	CD-NT670 Network CD Player	BD-A1060 Blu-ray Disc Player	
				
QTY	1	1	1	

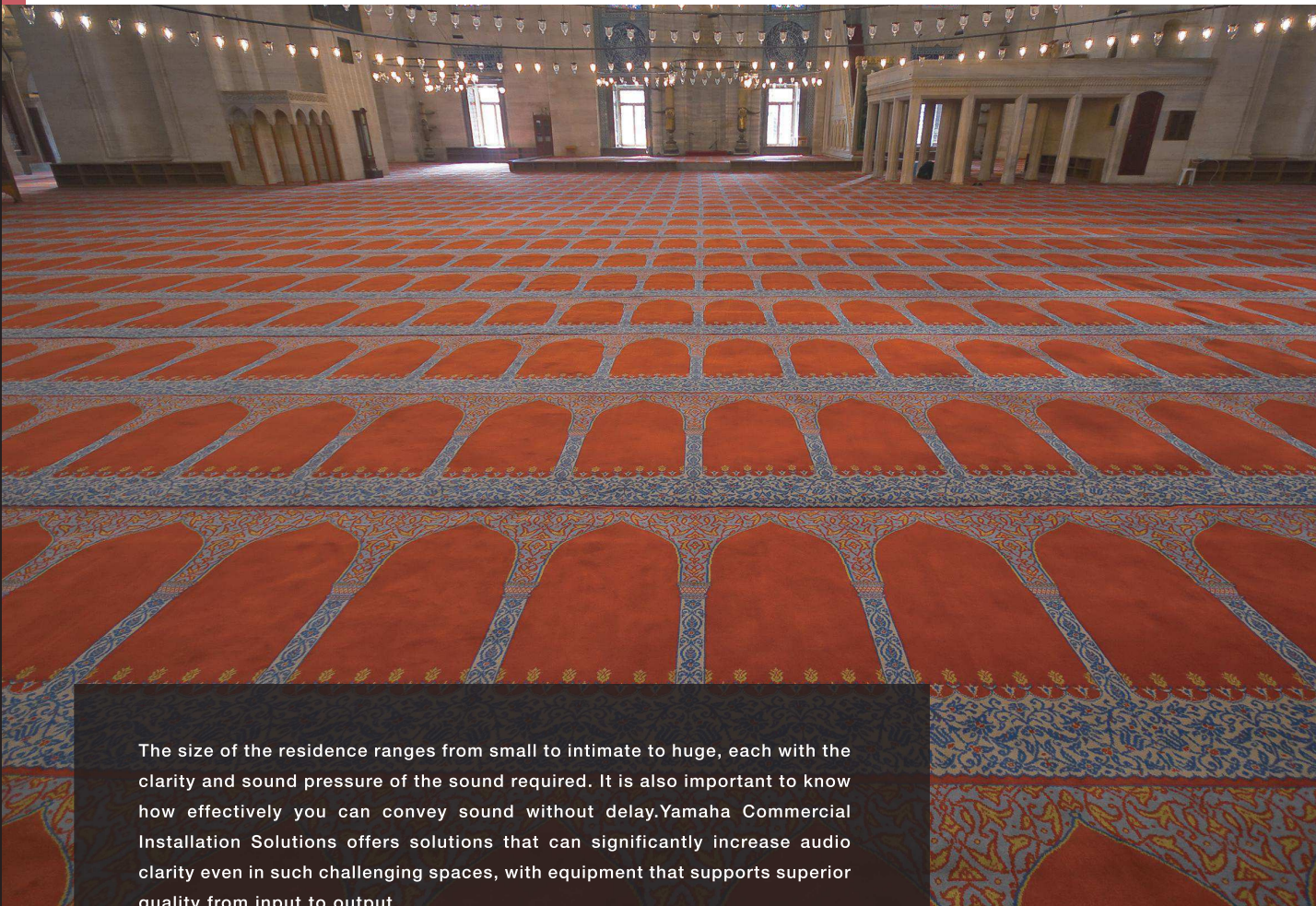
Rack Diagram



15U Rack



## 5 Mosques



The size of the residence ranges from small to intimate to huge, each with the clarity and sound pressure of the sound required. It is also important to know how effectively you can convey sound without delay. Yamaha Commercial Installation Solutions offers solutions that can significantly increase audio clarity even in such challenging spaces, with equipment that supports superior quality from input to output.

### Mosques

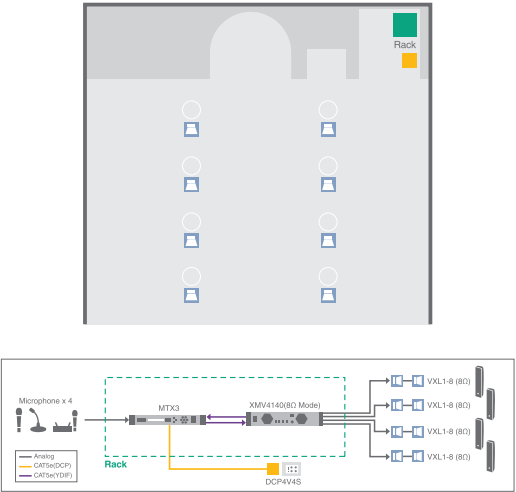
- ▶ 1. Small
- ▶ 2. Large

System Overview

This is a system example of simple system built around a matrix processor MTX3 with some of the finest reverb. Speakers are positioned around the room for uniform delivery and the feedback suppressor built into the MTX3 automatically detects and prevents annoying feedback while at the same time protecting the system's speakers from feedback damage.

Key features

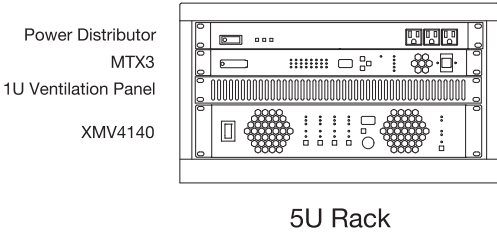
- The MTX3 includes not one but two digital effect processors built in. The MTX3 includes some of reverb and delay effects available.
- VXL1 slim line array speakers that offer outstanding clarity, and you have a system that achieves excellent intelligibility for smooth, effortless communication.
- Day-to-day volume adjustment can be conveniently carried out via DCP control panels without having to operate the MTX processor.



Component List

Name	MTX3 Processor	XMV4140 Power Amplifier	VXL1-8 Speaker	DCP4V4S Digital Control Panel
QTY	1	1	8	1

Rack Diagram

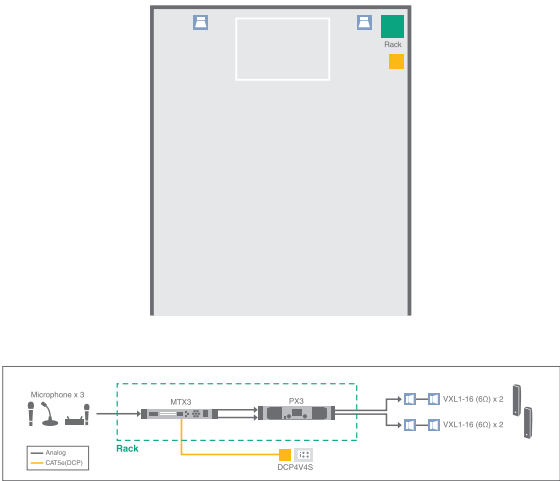


System Overview

This example is a simple system built around a matrix processor MTX3 with some of the finest reverberation and the Feedback Suppressor function built into the MTX3 automatically detects and prevents annoying feedback while at the same time protecting the system's speakers from feedback damage. And by using tht Slim line array speakers, positioned the front of room, allows you to avoid the uniform delivery.

Key features

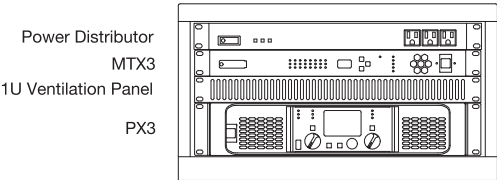
- The MTX3 signal processor includes not one but two built-in digital effect processors rather than only one. The MTX3 also includes some of the best reverb and delay effects available.
- The two VXL1 slim line array speakers connected vertically offer outstanding clarity, to provide a system with excellent intelligibility for smooth, effortless communication.
- Day-to-day volume adjustment can be conveniently carried out via DCP control panels without having to operate the MTX processor.



Component List

Name	MTX3 Processor	PX3 Power Amplifier	VXL1-16 Speaker	DCP4V4S Digital Control Panel
				
QTY	1	1	4	1

Rack Diagram



5U Rack



## 6 Complex Facilities



One of the main features of Yamaha Commercial Installation Solutions products is that they provide outstanding sound and music delivery in applications of just about size without the need for complex setup procedures or operation. Our extensive lineup makes it possible to provide solutions that are ideally tailored to our customers' needs.

### Complex Facilities

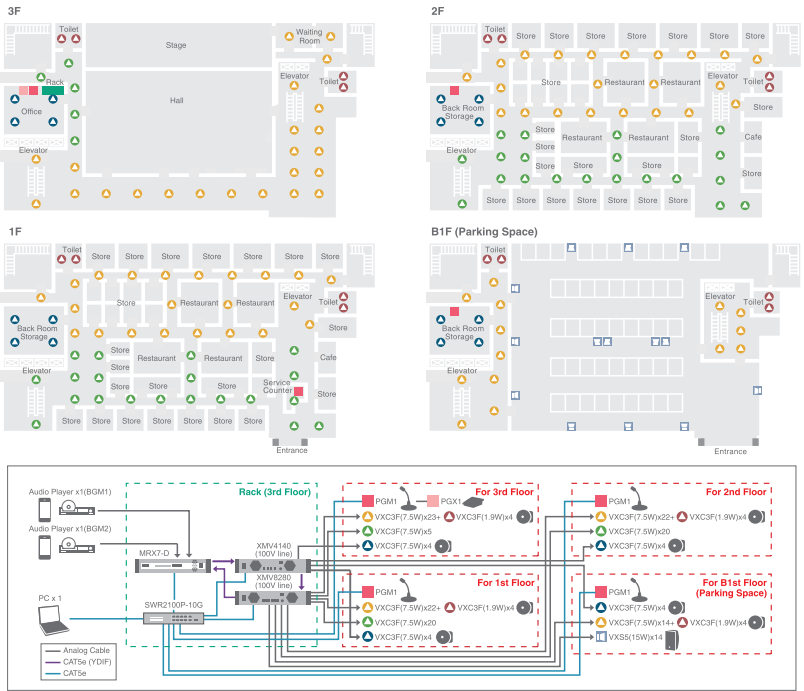
- ▶ 1. Shopping Mall
- ▶ 2. Fitness Club

System Overview









The Dante network audio system not only makes it easier to design and install audio systems, but also results in more convenient and controllable installations as well. The combination of MRX7-D signal processor and XMV power amplifiers devices is ideal for large-scale applications such as shopping malls. In this system, Dante compatible paging microphones can be added to provide multiple remote paging stations. In the setup shown, a paging microphone unit located in the 3rd floor office is set up as a master station that will take priority over all other paging microphone units for emergency announcements. The VXC and VXS series speakers allow high-impedance connections, making it possible to distribute multiple speakers over a wide area for broad coverage. A tap on the speakers allows output wattage to be easily changed to create the desired background music and announcement balance, even after installation.

Key features

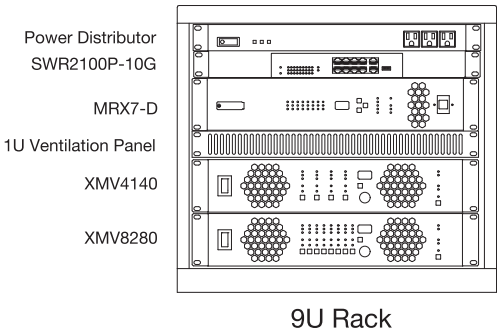
- PoE-compliant Dante device such as the PGM1 paging station microphone can be supplied power as well as audio and control signals via simple L2 switches to support PoE functionality through just one Ethernet cable.
- Systems built around SWR2100P-5G or SWR2100P-10G L2 switches allow comprehensive network monitoring from the dedicated Yamaha LAN Monitor software application, which offers PoE power status monitoring and ON/OFF switching capability.



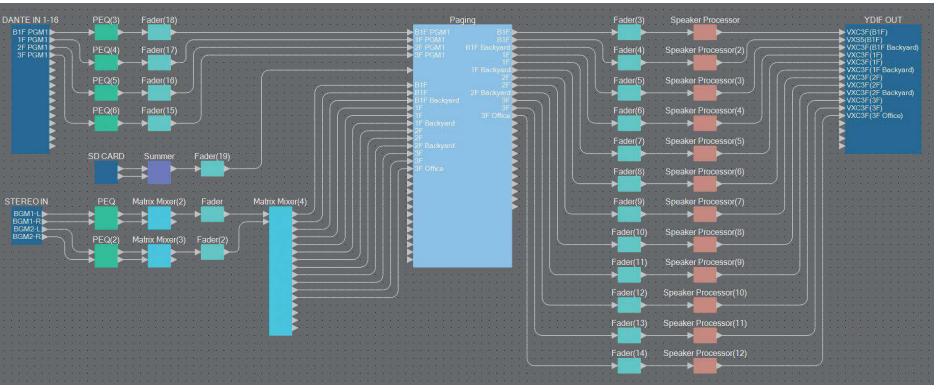
Component List

Name	MRX7-D Processor	XMV4140 Power Amplifier	XMV8280 Power Amplifier	VXC3F Speaker
				
QTY	1	1	1	158
Name	VXS5 Speaker	SWR2100P-10G L2 Switch	PGM1 Paging Station Microphone	PGX1 Paging Station Extension
				
QTY	14	1	4	1

Rack Diagram



Screen Shot

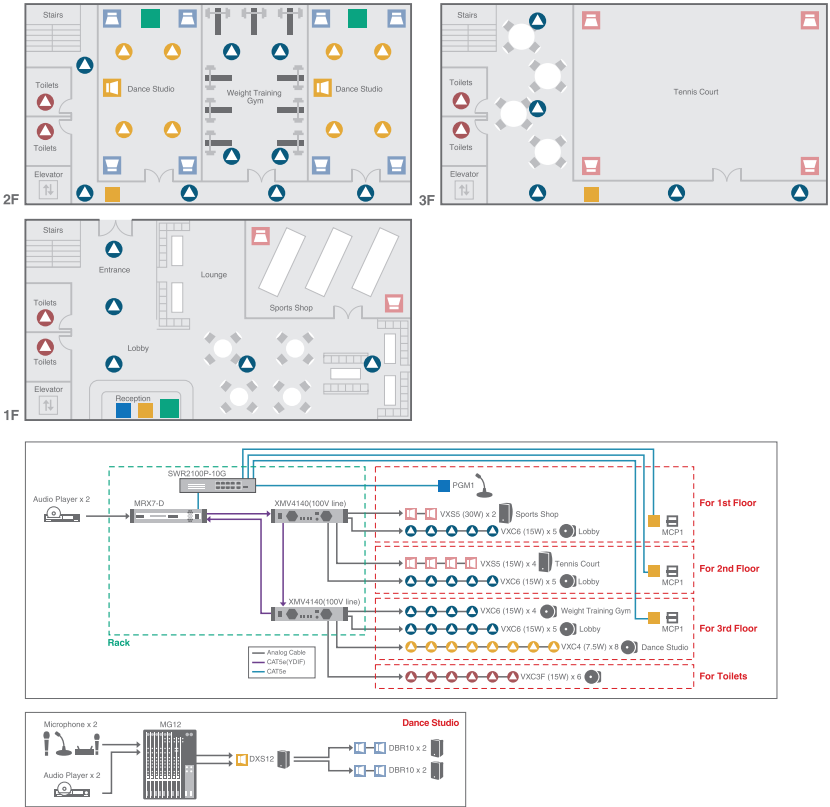


System Overview

This example features a Dante network audio system "zoned for high quality background music and paging". Music and announcements are delivered to multiple rooms from a single rack via simple L2 switches that support PoE functionality through just one Ethernet cable. In addition to central control of the entire system, controllers located in each room allow independent source selection and volume control.

Key features

- The MRX7-D signal processor and XMV series power amplifier make it possible to deliver signals from different sources to different areas of the facility while only requiring only a minimal amount of rack space.
- Systems built around SWR series L2 switches allow comprehensive network monitoring from the dedicated Yamaha LAN Monitor software application, which offers PoE power status monitoring and ON/OFF switching capability.
- Yamaha speaker systems are specifically tuned for music reproduction, so that the same excellent sound quality is achieved whether they are used at low or high volume.

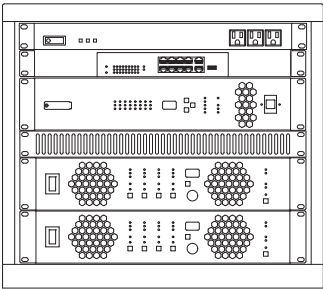


Component List

Name	MRX7-D Processor	XMV4140 Power Amplifier	VXS5 Speaker	VXC6 Speaker
QTY	1	2	6	19
Name	VXC4 Speaker	VXC3F Speaker	SWR2100P-10G L2 Switch	MCP1 Wall Mount Controller
QTY	8	6	1	3
Name	MG12 Mixing Console	DXS12 Powered Subwoofer	DBR10 Speaker	PGM1 Paging Station Microphone
QTY	2	2	8	1

Rack Diagram

- Power Distributor
- SWR2100P-10G
- MRX7-D
- 1U Ventilation Panel
- XMV4140
- XMV4140



9U Rack

Screen Shot

