

Optional Brackets

■ U Bracket

Model	Compatible Speakers
UB-DXR8	DXR8
UB-DXR10	DXR10
UB-DXR12	DXR12
UB-DXR15	DXR15

UB-DXR brackets can be used with other brackets like BBS251 etc.

■ Baton Bracket

Model	Compatible Speakers
BBS251	DBR10/12/15

■ Ceiling Bracket

Model	Compatible Speakers
BCS251	DBR10/12/15

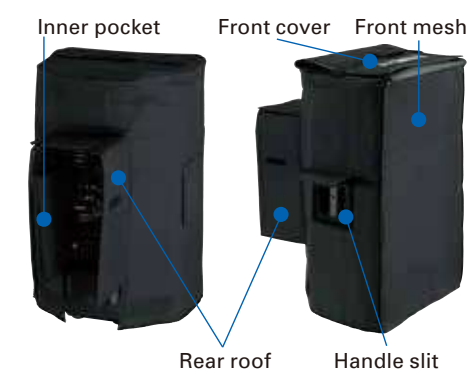
■ Wall Bracket

Model	Compatible Speakers
BWS251-300	DBR10/12/15
BWS251-400	DBR10/12/15

Functional Speaker Covers

Introducing Yamaha's newly designed functional speaker covers that protect your speakers from unfavorable weather conditions during outdoor performances, dusty and dirty warehouse storage, or the rigors of equipment transport on the road.

■ SPCVR-1501 on DXR15




Model	Compatible Speakers
SPCVR-0801	DXR8
SPCVR-1001	DXR10, DBR10, CBR10
SPCVR-1201	DXR12, DBR12, CBR12
SPCVR-1501	DXR15, DBR15, CBR15
SPCVR-12501	DXS12
SPCVR-15501	DXS15
SPCVR-18501	DXS18

*Please visit our Web site for the latest information (<http://www.yamahaproaudio.com>)

■ SPCVR-18S01 on DXS18



■ Triliminar fabric



Polyester surface with PVC coating backside

Optional Wheel kit

For more fast and convenient setup of your DXS18 subwoofers, optional wheels are available, featuring radial ball bearings that ensure quiet during your performance.

*Only for DXS18 (SPW-1)



Model	Compatible Speakers
SPW-1	DXS18



Powered Loudspeakers DSR Series

DSR112 DSR115 DSR215

Powered Loudspeakers DXR Series

DXR8 DXR10 DXR12 DXR15

Powered Loudspeakers DBR Series

DBR10 DBR12 DBR15

Powered Subwoofers DXS Series

DXS12 DXS15 DXS18



SHARING PASSION & PERFORMANCE

YAMAHA CORPORATION
P.O. BOX1, Hamamatsu Japan

www.yamahaproaudio.com

*All specifications are subject to change without notice.
*All trademarks and registered trademarks are property of their respective owners.



Printed in Japan



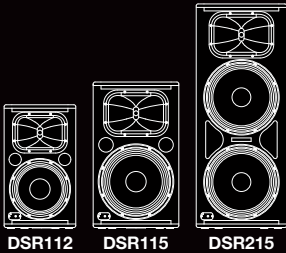
Don't Hold Anything Back

At Yamaha, we understand that when inspiration hits, you can't have anything holding you back, and with DSR, DXR, DBR and DXS Series speakers powering your performances, nothing's going to come between you and your audience. Drawing from our decades of experience as one of the true innovative forces in the industry, we used every resource at our disposal at each stage of these speakers' development. Each series combines extremely powerful Class-D amplifiers with Yamaha's cutting-edge acoustic, structural and signal processing technologies, delivering the highest output levels in their class with stunning clarity and reliability. Whether used for front-of-house, rigged or floor monitoring applications, every detail of their versatile design is geared towards consistent performance for extreme durations at maximum output. Night after night you can depend on DSR, DXR, DBR and DXS Series speakers to capture the full dynamic range of your expression— from subtle nuance to explosive energy— no matter how hard you drive them.

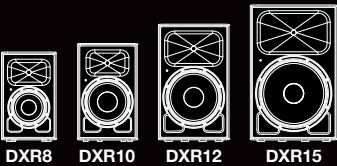
Cutting-edge Technology. Unrivaled Versatility. Unequalled Power— with the DSR, DXR, DBR and DXS Series speakers we didn't hold anything back.

So why should you?

Powered Loudspeakers
DSR Series



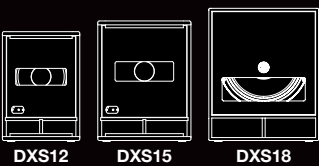
Powered Loudspeakers
DXR Series



Powered Loudspeakers
DBR Series



Powered Subwoofers
DXS Series





NEXO

World Leaders in Sound Reinforcement

"In the 1960's, Yamaha started producing professional audio equipment to create the best sound solutions that could keep up with the subtlety and intensity of every note created by their expertly designed musical instruments. Then in 2005, Nexo and Yamaha formed a strategic partnership to co-develop products that would meaningfully elevate system solutions for the sound reinforcement industry.

Now after years of collaboration, driven by the passion for innovation of Yamaha's most skilled engineers, enhanced by the insight and design expertise of Nexo's engineers, our cooperation yielded some of the most powerful and dependable high-performance digitally enhanced powered loudspeakers...ever.

Yamaha and Nexo, working in concert, sharing passion for performance!"



Jean Mullor
C.E.O.

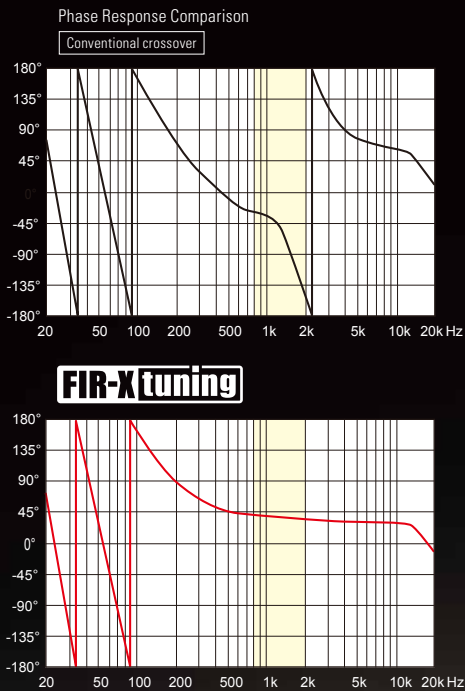
The Power of “D”

Our development team took full advantage of a number of advanced digital technologies, both new and refined, based on Yamaha’s extensive experience accumulated over many long years of developing professional audio equipment. Everything from the detailed management of crossover, EQ and time alignment to the limiter settings, protection functions and precise dynamic control of the sound, was subjected to endless simulation, in-house and field testing to ensure that these speakers produce the highest level of sound quality at the highest output levels possible. Combined with Yamaha’s advanced analog signal processing and acoustic technologies, the Power of “D” delivers ultimate performance.

Ultra-Precise DSP Processing for High Definition Sound

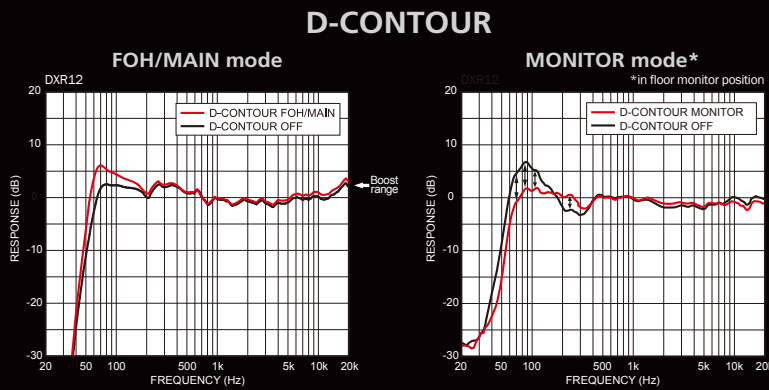
All full-range models feature Yamaha’s proprietary FIR-X tuning™ utilizing linear phase FIR* filters for the crossover. FIR-X tuning™ simultaneously optimizes frequency and phase response while adjusting the time alignment between the HF and LF transducers. This creates a very smooth response around the crossover point, providing much better clarity and imaging than what is possible with conventional crossovers. All signals are precisely processed by a high-performance processor for high-definition sound quality. All full-range models and DXS subwoofers employ high-precision 24bit discrete A/D and D/A converters with superior S/N ratio and dynamic range.

*Finite impulse response



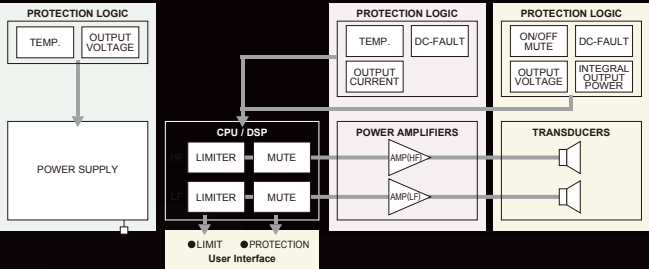
Intelligent Dynamic Control for Consistent Clarity at Any Output Level

D-CONTOUR is an intelligent multi-band compressor that gives you powerful and consistent sound throughout all output levels. By constantly monitoring the output of multiple frequency bands, DSR, DXR and DBR speakers calculate and dynamically apply the optimum EQ adjustments for each, maintaining outstanding clarity and musicality even at low or maximum SPL levels. With the DXR and DBR Series, D-CONTOUR provides a more detailed tuning of your sound with two different settings: FOH/MAIN mode or MONITOR mode. FOH/MAIN mode boosts low-frequency to compensate for low-end that is typically missing when speakers are used in suspended applications or mounted on a speaker stand. MONITOR mode is completely optimized for floor monitor application by intelligently taming down the low-frequency that builds up due to floor reflection to give you stunning clarity or monitoring your sound. Both of these presets were perfected by performing countless listening tests with skilled sound engineers, giving you a multi-band compressor that performs dynamically, delivering consistent sound with minimal distortion at any output level.



Extensive DSP Protection Functions for Maximum Output

During the development of the DSR, DXR, DBR, and DXS Series, we measured and tested the durability of each transducer and the overall amp output through countless indoor and outdoor listening tests. Based on the results, we were able to set the optimal limiter point for each model using precise DSP control. In addition to the optimized limiting our powered loudspeakers employ many of the same protection functions used in our top-class TXn Series professional power amplifiers. A microprocessor and high-power DSP monitor the status of the power supply, power amplifiers, transducers and ongoing signals, to protect all aspects of each component. As a result, these speakers can perform to their full potential while ensuring reliable operation in even the most severe conditions.



Switchable White Front LED

Each DSR, DXR and DXS speakers has a white LED that illuminates when powered on and varies in brightness depending on the amount of system limiting.



Amplifier and Speaker Technologies

Yamaha loudspeakers don't owe their superb audio performance to cutting-edge DSP technology alone. Only in combination with the very best amplifier units and Yamaha's accrued knowledge of acoustic technologies can these speakers operate at such a consistent, reliable level of performance.

High-Efficiency Class-D Amplifier to deliver the **Best-in-class Power**

DSR, DXR, DBR and DXS Series are all equipped with highly efficient Class-D amplifiers that were designed to match HF and LF transducers and get the very best performance out of each model. Combined with customized speaker units, these high-performance amplifiers deliver the highest sound output in their class, producing up to 138dB SPL in the high-end DSR215. They also provide very fast attack and superior transient response, contributing to audio performance substantially.



Custom Designed Transducer for **High-Definition Sound**

Choosing the right transducer can have a considerable impact on the overall sound of a speaker and it's not a task our team took lightly. All DSR, DXR, DBR and DXS transducers were meticulously selected and thoroughly customized in order to deliver the best possible performance. The detailed characteristics and behavior of each transducer were fully analyzed and evaluated with sophisticated computer simulations in order to help realize their full performance potential. The high power output woofers deliver minimal distortion and defined, deep bass, while the precision compression drivers produce accurate midrange and high frequencies up to 20kHz.




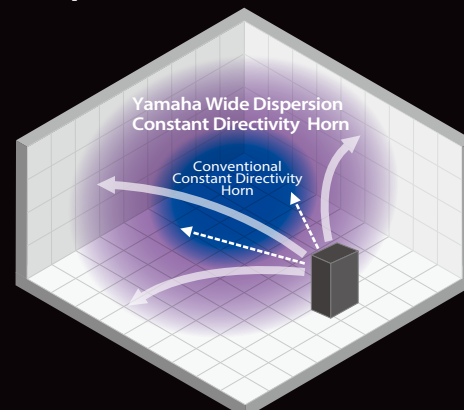
Rugged Enclosure Design for **Optimal Acoustic Performance**

The durability, materials, and shape of the enclosure have a profound effect on the overall sound of the speaker. Even if high-quality amplifiers and transducers are used, a lack of durability, or errant design of the enclosure will create unwanted resonance and noise. By drawing from Yamaha's extensive history of developing loudspeakers and studio monitors, we carefully simulated and designed highly durable cabinets that eliminate unwanted resonance, and help deliver high-definition sound regardless of the output levels.



Wide Dispersion Constant Directivity Horn for **Consistent Sound Dispersal**

The extremely accurate constant directivity horn was designed with the goal of minimizing the radiation pattern deterioration in oblique directions that other, more conventional horns are prone to. This can help to achieve a more ideal coverage area without irregularities. With Yamaha's wide dispersion constant directivity horn, sound expands in a more rectangular pattern, evenly dispersing wide-frequency sound to the outer-most edges of the coverage area.



Powered Loudspeakers

DSR Series

DSR112 DSR115 DSR215



POWER PERFECTLY PROCESSED

The DSR Series represents the ultimate in Yamaha portable powered loudspeaker systems, delivering the highest output in their class with superior sound resolution —no matter how hard or how long you drive them. We combined decades of real-world experience with our cutting-edge digital and acoustic technologies applied in every stage of development to give you a powerful listening experience that redefines high-definition sound reinforcement. Housed in high-quality wooden enclosures, the DSR Series is the perfect tool for sound engineers, professional musicians, DJ's and entertainers who demand high definition sound, consistent reliability and serious power.

High-Efficiency 1500W Class-D Amplifiers

The DSR's highly efficient Class-D amplifier delivers the highest sound output in their class with 1500W of power, producing a remarkable SPL of up to 138dB while maintaining precise dynamics and high resolution sound.



Custom Designed Transducers

The DSR Series' high power output woofers are equipped with a best-in-class 3" voice coil magnet that delivers well-defined, solid bass with very low distortion, while the 2" precision compression drivers produce clear and accurate mids and high frequencies up to 20kHz.



Durable Wooden Cabinet with LINE-X® Coating

The exteriors feature a LINE-X® coating with extremely high damage resistance to protect the cabinet from scratches and wear, maintaining a professional appearance that can withstand many years of usage.



Full-Resonance Switching-Mode Power Supply with PFC



The DSR Series employs a high-efficiency switching-mode power supply with PFC*. PFC harmonizes the phases of the load current and power supply voltage, maximizing power output and ensuring stable operation under severe conditions. The full-resonance switching method uses both voltage resonance and current resonance, creating a clean power supply waveform with minimal high frequency noise. This clean, efficient power supply enables the entire speaker system to achieve its full performance potential.

*Power Factor Correction

Efficiency Natural Convection Heat Sink and Internal Structure

The heat sink uses high-efficiency cooling fins and is integrated with the aluminum die-cast rear panel. Circuit boards are installed on the back of the rear panel, with all parts including the DSP, amplifiers and power supply laid out to ensure maximum heat conductivity. The entire structure is dedicated to preventing heat build-up, which not only lengthens the service lifetimes of all components, but also ensures that the highest sound quality is realized. Also, the DSP unit is completely shielded to separate it from the amp modules and power supply, preventing noise interference.

Reliability and Functionality to Meet the Highest Professional Standards

In addition to minimal size and lightest weight for portability, the DSR Series loudspeakers are designed to achieve excellence in both physical and electrical reliability. They give you the assurance of worry-free operation for many years.



The DSR's deep pocket metal handles are highly robust yet lightweight and providing comfortable handling, further improving portability. These handles are not only ergonomically correct, they also minimize performance-impairing resonances inside the cabinet.



Heavy-duty powder-coated 16-gauge (1.6mm) steel grilles protect internal components from the rigors of road abuse.



Every DSR Series loudspeaker has a locking IEC power connector and cable. Just push in the AC cord to create a positive lock with the amp module, so there is little chance of accidental disconnection during a performance. If damaged or lost, the locking cable can be easily replaced with a standard IEC cable if needed.

Versatility for a Wide Range of Applications

Easy to handle and transport, the four models of the DSR Series are equipped to function in a variety of configurations, making them ideal for an impressive range of professional applications. The DSR112 and DSR115 enclosures come with a 35mm pole socket for stand or pole mounting, as well as integrated M10 rigging points for suspended applications with standard eyebolts*. Additionally, the DSR112 can be angled for use as an onstage floor monitor and additional speakers can be daisy-chained via the XLR THRU socket on the rear panel. All full-range models also feature XLR and TRS Phone jack inputs that accept both Mic and Line level inputs.

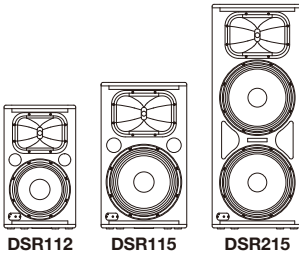
*eye-bolts not included



[DSR112]
Suspended from integrated M10 rigging points

	Power* ¹ Rating	Maximum* ² SPL	Frequency Range	LF	HF	Coverage Angle
DSR112	1500W	134dB SPL	55Hz–20kHz	12" cone	2" diaphragm, 1" throat	H90°x V60°
DSR115	1500W	136dB SPL	45Hz–20kHz	15" cone	2" diaphragm, 1" throat	H90°x V60°
DSR215	1500W	138dB SPL	45Hz–20kHz	Dual 15" cone	2" diaphragm, 1" throat	H90°x V60°

*1 Dynamic Power *2 Measured Maximum SPL (peak)



Powered Loudspeakers
DXR Series
DXR8 DXR10 DXR12 DXR15



POWER TO THE PEOPLE

Performance runs in the family, and like the acclaimed DSR Series, DXR Series loudspeakers offer superb high-definition sound and class-leading sound pressure levels—yet in a more compact and extremely functional design that provides a level of versatility unmatched by any speaker in its class today. The DXR Series is comprised of four full-range models perfectly suited for front-of-house sound, monitors, simple amplification, rigged applications and more. Combining the series with our DXS subwoofers will further elevate your system’s performance, giving you versatile control of its thunderous bottom end. With the perfect balance of raw power and innovative speaker technologies, you can depend on DXR Series speakers to deliver the full power of your performance to every member of your audience.

High-Efficiency 1100W Class-D Amplifiers

The DXR’s compact but highly efficient Class-D amplifier also delivers class-leading sound output with 1100W of power, producing an impressive SPL of up to 133dB, with consistent precision and dynamic performance. The powerful amplifier employs a switching-mode power supply that guarantees consistent performance worldwide.



Custom Designed Transducers

The high power output woofers come equipped with a 2.5” voice coil magnet (2” for DXR8 and DXR10) delivering minimal distortion and clear, prominent bass; while the 1.4” compression drivers produce accurate midrange frequencies and highs up to 20kHz.

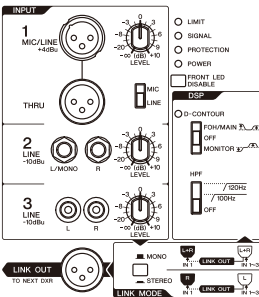


Durable, Compact ABS Enclosures

DXR Series speaker cabinets are moulded in rugged, non-resonant ABS enclosures, designed to dampen down vibrations caused by high output levels, in order to produce less distortion and add to overall sonic quality. The road-tested enclosures are equipped with heavy-duty steel grilles and ergonomic, gripped aluminum handles that greatly improve durability.

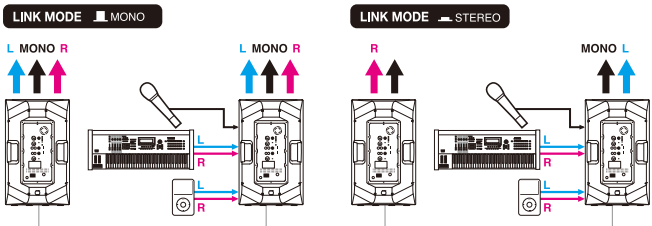


Intelligent Onboard 3-Channel Mixer



The DXR Series features a flexible onboard mixer with a variety of inputs, making it ideal for simple vocal/instrument amplification. With its flexible IN/OUT connectivity, the DXR Series can comprise a full sound reinforcement system, or seamlessly integrate into a setup utilizing DSR, DBR or DXS Series speakers.

- **Versatile Mic and Line Level Input Capacity**
- **Flexible HPF Control with 100Hz or 120Hz options**



- **Smart Mixing / Linking Function**
Each channel has an individual volume control, letting you mix three discrete audio sources. THRU out passes the input signal from INPUT1 and LINK OUT sends mixed signal from all channels—ideal for daisy-chaining or routing the signal to another destination. LINK OUT is very useful for configuring a compact SR system with another DXR, while LINK MODE allows you to easily switch between stereo or dual-mono configurations.

Smart Enclosure Design for Floor Monitoring

DXR10, DXR12 and DXR15 models have optimal 50° wedge angle for floor monitor use. In addition, the DXR12 and DXR15’s enclosure design enables mirror-mode monitor placement that can create either a symmetrical sound field for the performer with a larger, more defined “sweet spot” or a stereo sound field setup.



Dual-Angle Pole Mount Socket

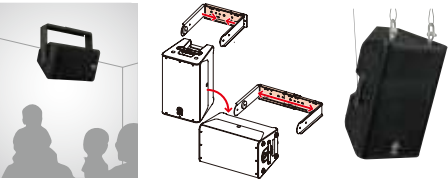
DXR’s pole mount socket offers two positions—0° and 7°—to direct the acoustic energy away from reflective surfaces in a room with low ceilings and on to your audience where it belongs.



Rigging Points for Standard Eye-bolts and Optional U-Brackets

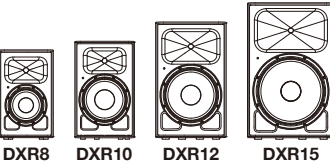
DXR Series loudspeakers come equipped with rigging points, allowing for rigged application with standard eyebolts*. When more versatility is required, optional U-brackets allow simple and easy rigging in both horizontal and vertical configurations.

*Eyebolts not included



	Power Rating ^{*1}	Maximum SPL ^{*2}	Frequency Range	LF	HF	Coverage Angle
DXR8	1100W	129dB SPL	57Hz–20kHz	8" cone	1.4" diaphragm, 1" throat	H90°x V60°
DXR10	1100W	131dB SPL	56Hz–20kHz	10" cone	1.4" diaphragm, 1" throat	H90°x V60°
DXR12	1100W	132dB SPL	52Hz–20kHz	12" cone	1.4" diaphragm, 1" throat	H90°x V60°
DXR15	1100W	133dB SPL	49Hz–20kHz	15" cone	1.4" diaphragm, 1" throat	H90°x V60°

^{*1} Dynamic Power ^{*2} Measured Maximum SPL (peak)



Powered Loudspeakers
DBR Series
DBR10 DBR12 DBR15




POWER TO PLAY

Wherever your music may take you, DBR Series loudspeakers are up to the task of delivering powerful, high-quality sound with an un-matched economy of transport and setup time. The most portable powered loudspeakers Yamaha has to offer, the versatile DBR Series harnesses the same state-of-the-art Yamaha DSP and amplifier and speaker technologies developed for the professional DSR Series and DXR Series lineups, ensuring high-resolution sound at any output level. Comprised of 10", 12" and 15" models, each DBR loudspeaker is housed in a newly designed, durable, lightweight cabinet optimized for FOH sound, floor-monitoring and even rigged applications. Whether you're powering your band's live performance, DJ-ing a party, or MC-ing an event, be prepared for DBR Series speakers to take your performance to the next level.

High-Efficiency 1000W Class-D Amplifiers

The DBR's lightweight, high performance Class-D amplifier is capable of producing up to 1000W* of power, achieving an SPL of 132dB, delivered with remarkable clarity and dynamic characteristics.

*DBR10 has an output level of 700W.



Custom Designed Transducer

The high power output woofers deliver well-defined, powerful bass with minimal distortion, while the 1.4" precision compression driver* produces accurate mid-range and high frequencies.

*DBR10 features a 1" compression driver.



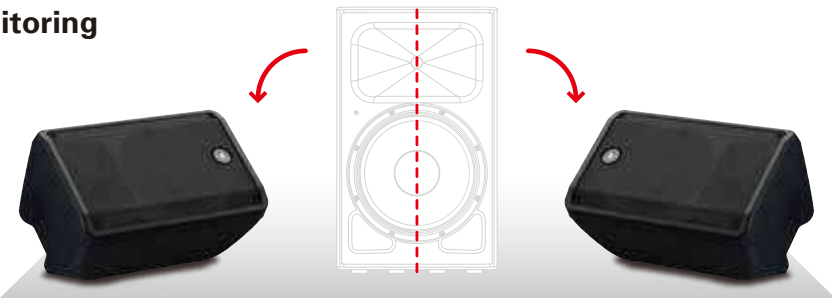
A Rugged, Highly Portable Cabinet

DBR Series speakers feature a compact, lightweight, and durable plastic cabinet which offers the highest level of portability of all Yamaha powered speakers. The sleek steel grill bolsters cabinet durability and protects the internal components while a newly designed ergonomic handles provide effortless transportation and system setup.



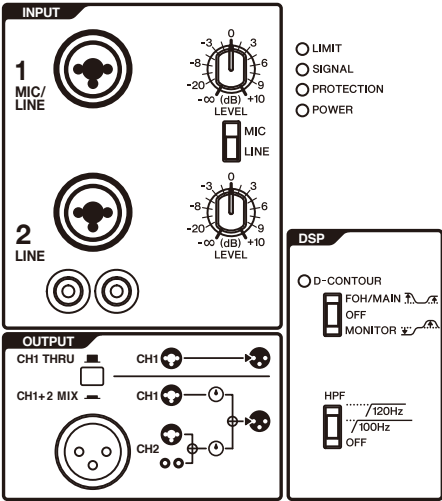
Smart Enclosure Design for Floor Monitoring

DBR Series speakers feature an optimized 50° wedge angle for floor monitoring. In addition the DBR12 and DBR15's symmetrical shape allows for effortless configuration of a mirror-mode floor monitoring system in either symmetrical or stereo sound field setups.



Easy-to-use Onboard 2-Channel Mixer

DBR Series speakers have two input channels. CH1 has a combo jack which accepts both XLR and TRS Phone allowing for either Mic or Line level input signals. CH2 offers two input options; a combo jack that accepts XLR or TRS Phone, and an RCA pin jack for input from CD players or other stereo line-level sources. The onboard mixer allows you to select either CH1+2 MIX to mix the signal of CH1 and CH2, or CH1 THRU to pass the signal from CH1 only.



Rigging Points for Installation Applications

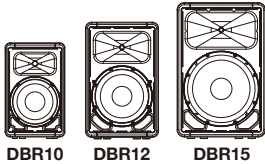
DBR loudspeakers come equipped with M8 rigging threads, allowing for rigged applications with optional speaker brackets or standardized eye-bolts.

*Speaker brackets and eye-bolts are not included.



	Power Rating	Maximum SPL	Frequency Range	LF	HF	Coverage Angle
DBR10	700W	129dB SPL	55Hz-20kHz	10" cone	1" diaphragm, 1" throat	H90°x V60°
DBR12	1000W	131dB SPL	52Hz-20kHz	12" cone	1.4" diaphragm, 1" throat	H90°x V60°
DBR15	1000W	132dB SPL	50Hz-20kHz	15" cone	1.4" diaphragm, 1" throat	H90°x V60°

*1 Dynamic Power *2 Measured Maximum SPL (peak)



Powered Subwoofers
DXS Series
DXS12 DXS15 DXS18



SERIOUS. BASS. PERFORMANCE.

Prepare to make a lasting impression on your audience with the addition of DXS Series high-output, powered subwoofers to your sound reinforcement system. Featuring high-efficiency Class-D amplifiers and a customized woofer housed in a sturdy enclosure with a band-pass construction, DXS subwoofers are able to deliver up to 1020W of raw power with minimal distortion and superb clarity. Each of the three models that make up the series— the compact DXS12 and DXS15, as well as the new, high output DXS18—comes equipped with Yamaha state-of-the-art DSP processing, protection functions, and flexible crossover control, ensuring versatile management of your bottom end and seamless compatibility with Yamaha’s entire lineup of full-range powered speakers. DXS Series powered subwoofers offer a new level of flexibility, reliability, and power for engineers, artists and audiences that are serious about their bass.



DXR12 on DXS18

High-Efficiency 1020W Class-D Amplifiers

The DXS’s high performance Class-D amplifier is capable of producing up to 1020W* of power, realizing an SPL of 136dB, delivered with exceptional clarity and accuracy.

*DXS12 and DXS15 deliver 950W power.



Custom Designed Transducer

The high-output woofer features a 4" voice coil magnet and delivers powerful, well-defined, low-frequency bass with minimal distortion.

*DXS12 and DXS15 feature 2.5" voice coil magnets.



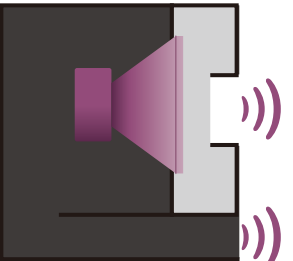
Durable Wooden Enclosures with LINE-X® Coating

The exteriors feature a LINE-X® coating with extremely high damage resistance to protect the cabinet from scratches and wear, maintaining a professional appearance that can withstand many years of usage.




Band-Pass Type Enclosure

The DXS Series has a band-pass design that produces extremely high SPL by drastically reducing the distortion.



Dual pole socket

For additional flexibility configuring your speakers, the DXS18 comes equipped with a dual pole socket that accommodates 35mm diameter speaker poles and M20 screws.

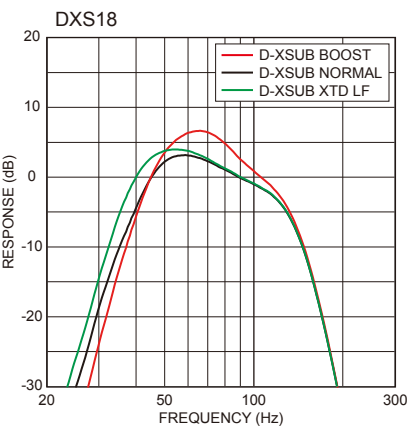


*Only for DXS18

Ultimate Bass control

D-XSUB Bass Processing

Powerful D-XSUB processing gives you total control of your low frequency. NORMAL mode gives you the ideally balanced low-frequency response, while BOOST mode provides a more tight and focused bass. XTENDED LF mode drops the low-end frequencies down even further for thunderous bottom end that delivers. Take your full-range system to the next level with the power and versatility of DXS Series active subwoofers.

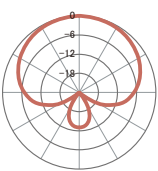


Cardioid Mode

Because low frequencies can be omnidirectional, controlling the output directivity of a system’s bottom end can be a challenge, with the sound pressure hitting the stage often being equal to that of it’s intended FOH audience. For setups consisting of two or more DXS18 subwoofers, selecting the newly developed Cardioid Mode function effectively decreases stage-side sound pressure while increasing the bottom-end output directed towards the audience, resulting in a clearer stage monitoring environment and a more pronounced bass experience out front.

*Only for DXS18

DXS18 - Cardioid Mode
Horizontal Polar
Pattern @ 50Hz



Selectable X-OVER (80/100/120Hz)

Crossover switching allows users to seamlessly match DXS subwoofers with any of Yamaha’s full-range powered speakers by selecting the cutoff frequency best suited to the models in their speaker array (up to 120Hz).



Optional Wheel kit

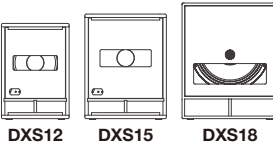
For more fast and convenient setup of your DXS18 subwoofers, optional wheels are available, featuring radial ball bearings that ensure quiet during your performance.

*Only for DXS18 (SPW-1)



	Power Rating ^{*1}	Maximum SPL ^{*2}	Frequency Range	LF
DXS12	950W	131dB SPL	47Hz–160kHz	12" cone
DXS15	950W	132dB SPL	45Hz–160kHz	15" cone
DXS18	1020W	136dB SPL	32Hz–120kHz	18" cone

*1 Dynamic Power *2 Measured Maximum SPL (peak)

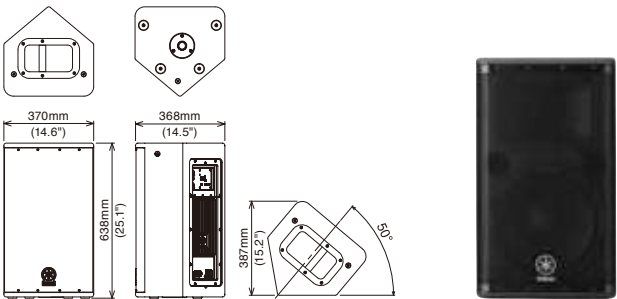


DSR Series

12" 2-way Powered Loudspeaker

DSR112

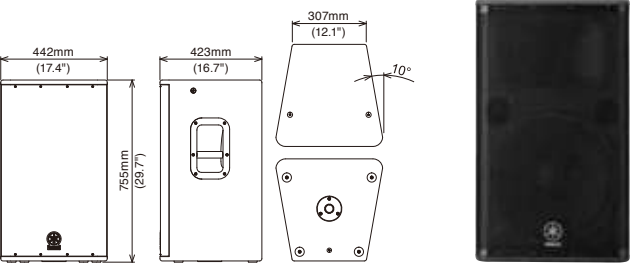
The DSR112 is the most compact and versatile speaker in the series. Capable of delivering an astonishing peak SPL of 134dB, the DSR112 can be used for both front-of-house sound or floor monitoring applications.



15" 2-way Powered Loudspeaker

DSR115

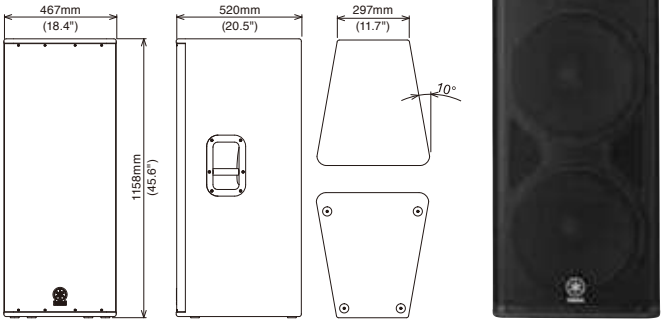
The DSR115 is a high-power 15" 2-way loudspeaker perfect for situations that require a more prominent bottom end and higher output. With a maximum SPL of 136dB and extremely wide bandwidth the DSR115 ensures a higher level of audience satisfaction.



Dual 15" 2-way Powered Loudspeaker

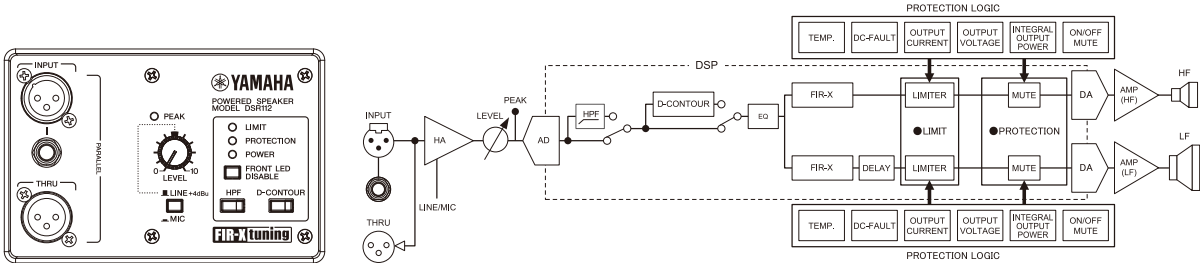
DSR215

Perfect for live sound applications that require a simple setup and serious power, the DSR215 features two cast-frame 15" woofers, and a neodymium compression driver that faithfully reproduce a wide frequency range—from thunderous lows to soaring highs—with outstanding clarity.



Rear Panels & Block Diagrams

DSR Series : Full-range models

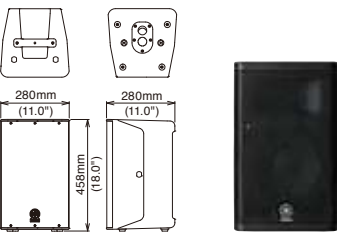


DXR Series

8" 2-way Powered Loudspeaker

DXR8

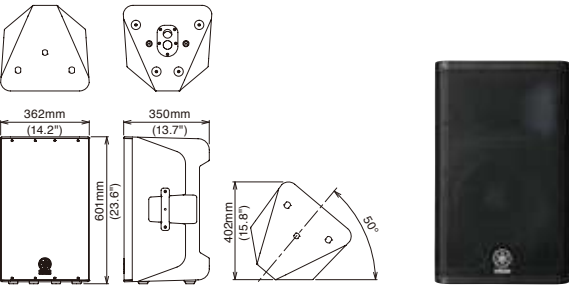
The most compact of the DXR Series speakers, the DXR8 makes the most of its 1100W of power, delivering extremely high output while maintaining outstanding resolution. Adding a DXS12 subwoofer gives you an ultra-compact high-power SR system.



12" 2-way Powered Loudspeaker

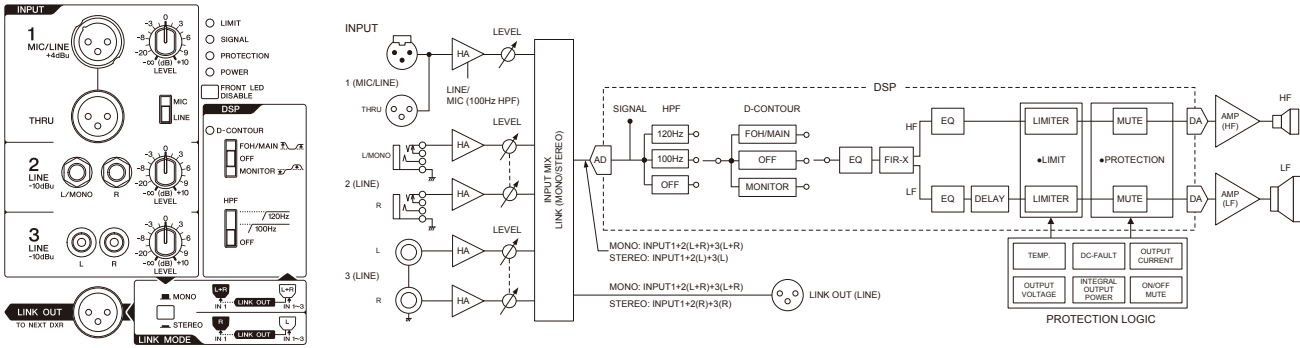
DXR12

The DXR12 is an extremely high-power loudspeaker that is capable of producing a maximum SPL of 132dB with its impressive 1100W of power. It is the perfect solution for live sound applications that demand wide bandwidth and extremely high-resolution sound.



Rear Panels & Block Diagrams

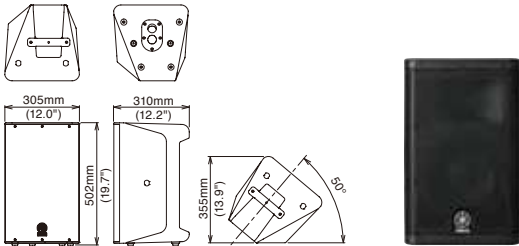
DXR Series



10" 2-way Powered Loudspeaker

DXR10

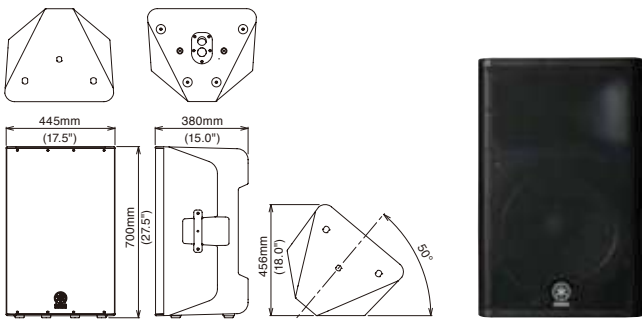
Portable, yet capable of producing an astonishing 131 dB SPL, the DXR10's compact, functional design makes it ideal for a wide range of applications. Whether providing simple vocal/ instrument amplification, very powerful floor monitoring or comprising a compact SR system—the DXR10 delivers without compromising sound quality and power.



15" 2-way Powered Loudspeaker

DXR15

The DXR15 achieves class-leading SPLs and full bandwidth performance by combining a powerful Class-D amplifier with a high-power woofer and Yamaha's cutting edge technologies. Throw in some D-CONTOUR and you'll feel like you're using a subwoofer.

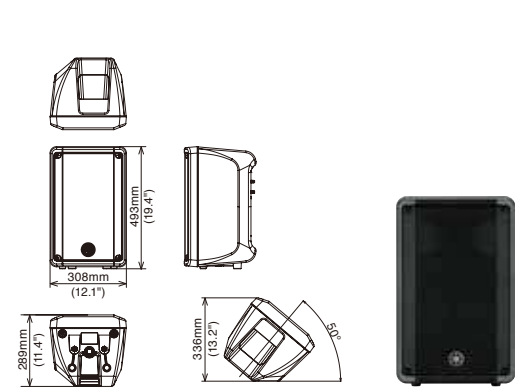


DBR Series

10" 2-way Powered Loudspeaker

DBR10

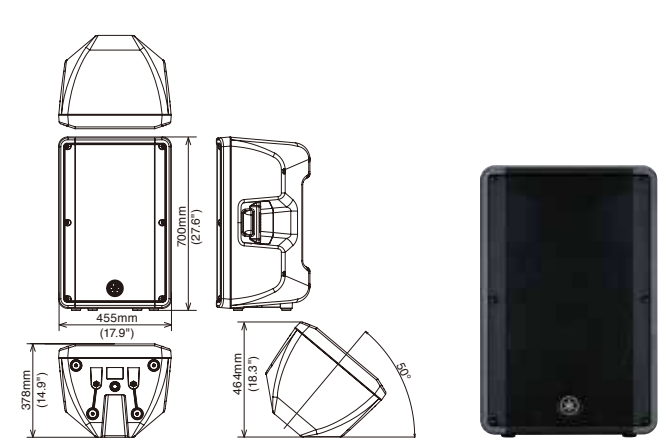
The DBR10 is the most compact model in the lineup and in its class. Capable of delivering a maximum SPL of 129dB from its compact enclosure, the DBR10 can be used as a utility speaker in a variety of environments.



15" 2-way Powered Loudspeaker

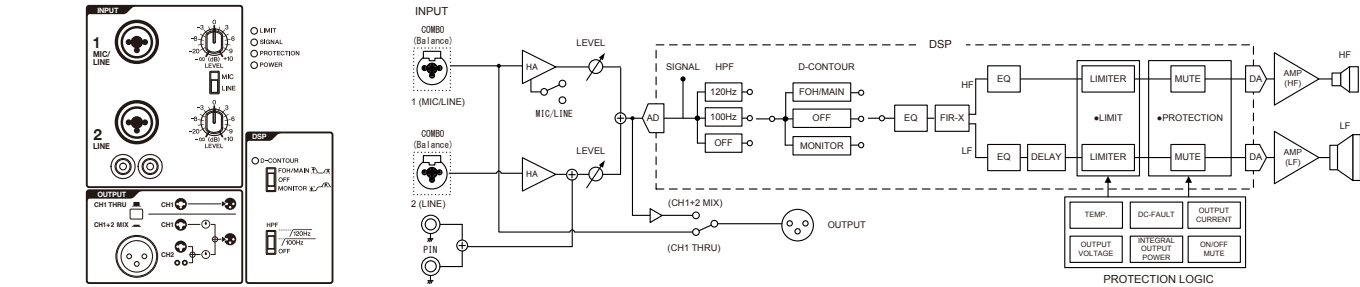
DBR15

The DBR15 achieves best-in-class SPL of up to 132dB and delivers the lowest frequency in its lineup. The DBR15 delivers outstanding performance for the main front-of-house sound for the live performance or DJ events that require highly prominent low and more power.



Rear Panels & Block Diagrams

DBR Series

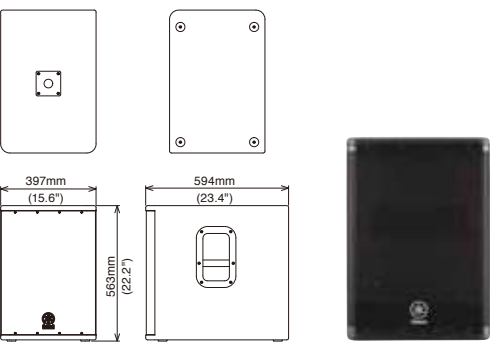


DXS Series

12" Powered Subwoofer

DXS12

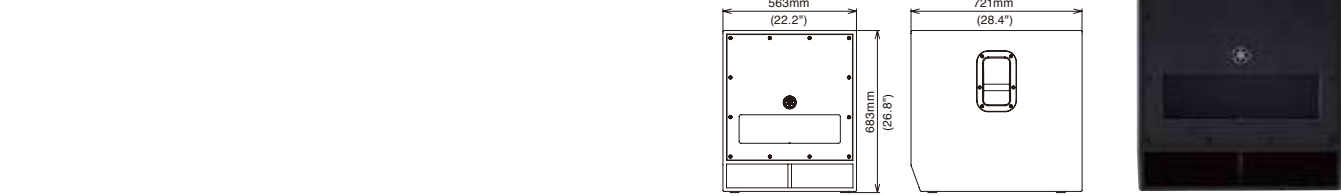
The DXS12 is an extremely compact and powerful subwoofer equipped with a high-efficiency 950W Class-D amplifier and a 12" high-output woofer housed in an acoustically optimized band-pass enclosure. Try out our powerful D-XSUB low frequency processing for low-end you would never expect from a compact 12" subwoofer.



18" Powered Subwoofer

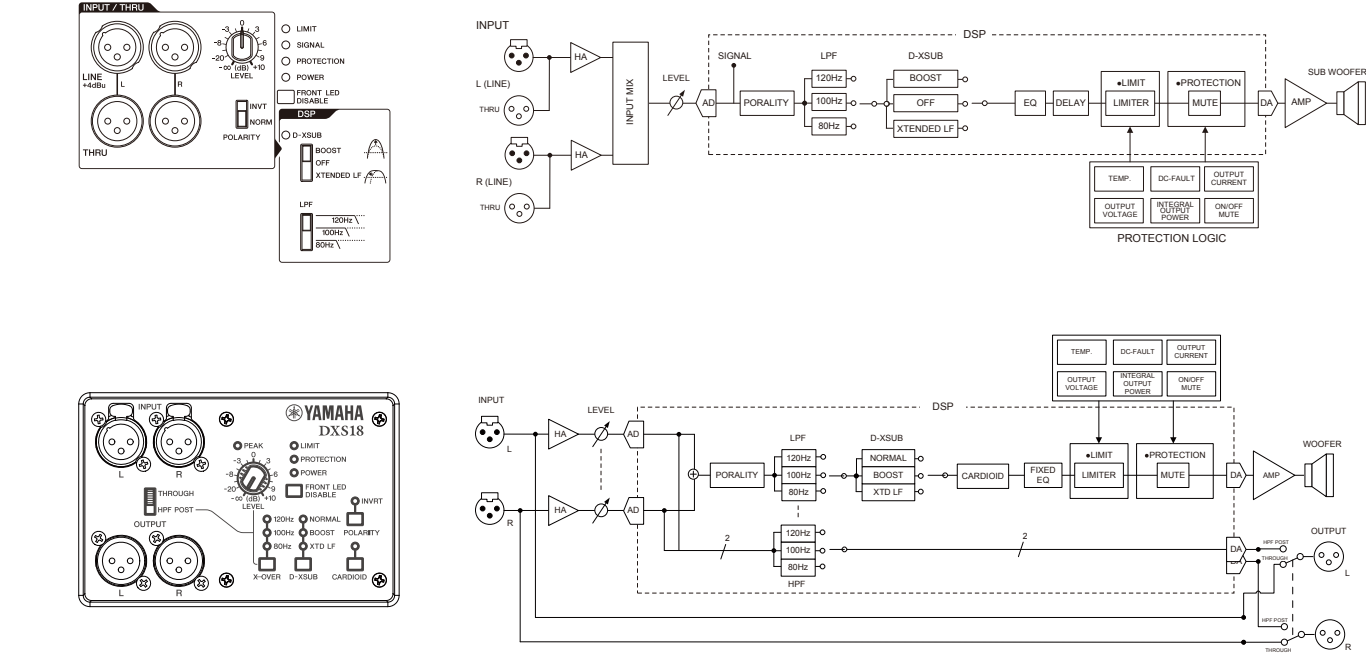
DXS18

The new DXS18 achieves best in class SPL of up to 136dB and delivers the lowest frequency 32Hz in the lineup. Equipped with a band-pass type enclosure and high power handling 4-inch voice coil magnet that drives the 18-inch woofer, the Class-D amplifier delivers 1020W of power with exceptional clarity and accuracy.



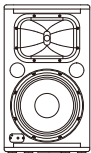
Rear Panels & Block Diagrams

DXS Series

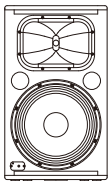


Specifications

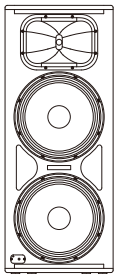
DSR Series



DSR112



DSR115



DSR215

General			
System Type		2-way, Bi-amp powered speaker, Bass-reflex type	
Frequency Range (-10dB)		55Hz - 20kHz	45Hz - 20kHz
Coverage Angle		H90° x V60° constant directivity horn	
Crossover Type		FIR-X tuning™ (Linear phase FIR filter)	
Crossover Frequency		1.7kHz	
Measured Maximum SPL (peak)		134dB SPL	136dB SPL
IEC noise@1m		138dB SPL	

Transducer				
LF	Diameter	12" cone	15" cone	2 x 15" cone
	Voice Coil	3"		
	Magnet	Neodymium		Ferrite
HF	Diaphragm	2"		
	Type	1" throat compression driver		
	Magnet	Neodymium		

Enclosure			
Material, Finish, Color		Wood, LINE-X®, Black	
Floor Monitor Angle		50°	–
Dimensions (W × H × D, with rubber feet)		370 x 638 x 368mm (14.6" x 25.1" x 14.5")	442 x 755 x 423mm (17.4" x 29.7" x 16.7")
Net Weight		21.2kg (47lbs)	28.0kg (62lbs)
Handles		Top x 1	Side x 2
Pole Socket		35mm (Bottom x 1)	–
Rigging Points		Top × 2, Rear × 1 (Fits for M10 × 18mm eyebolts)	–
Optional Speaker Bracket		–	

Amplifier			
Amplifier Type		Class-D	
Power Rating*1	Dynamic	1500W (LF: 1020W, HF: 480W)	
	Continuous	1300W (LF: 850W, HF: 450W)	
Cooling		Natural convection	
HPF/LPF		OFF, 120Hz 24dB/oct HPF	
DSP preset		D-CONTOUR (Dynamic CONTOUR)	
Protection	Speaker	Clip limiting, Integral Power Protection, DC-fault	
	Amplifier	Thermal, Output over current	
	Power Supply	Thermal, Output over voltage, Output over current	
Connectors	Input	XLR-3-31 x 1 TRS Phone Jack x 1	
	Output	XLR-3-32 x 1 Parallel with INPUT	
Input Impedance		INPUT1: LINE: 12kΩ, MIC: 8kΩ	
Input Sensitivity (LEVEL: Maximum)		INPUT1: LINE: 0 dBu, MIC: -25 dBu	
Input Sensitivity (LEVEL: Center)		INPUT1: LINE: +7 dBu, MIC: -18 dBu	
Maximum Input Level		INPUT1: LINE: +24 dBu, MIC: -11 dBu	
Controls		LEVEL, LINE/MIC, HPF, D-CONTOUR, FRONT LED DISABLE, POWER	
Idle Power Consumption		30W	
1/8 Power Consumption		100W	140W
Power Requirements		100V – 240V, 50Hz/60Hz	

0dBu is referenced to 0.775V/rms.
*1 Power rating (120V, 25°C). This is total value of individual output power.

DXR Series



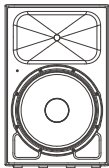
DXR8



DXR10



DXR12



DXR15

2-way, Bi-amp powered speaker, Bass-reflex type			
57Hz – 20kHz	56Hz – 20kHz	52Hz – 20kHz	49Hz – 20kHz
H90° x V60° constant directivity horn			
FIR-X tuning™ (Linear phase FIR filter)			
2.4kHz	2.3kHz	2.1kHz	2.1kHz
129dB SPL	131dB SPL	132dB SPL	133dB SPL

8" cone	10" cone	12" cone	15" cone
2"	2"	2.5"	2.5"
Ferrite			
1.4"			
1" throat compression driver			
Ferrite			

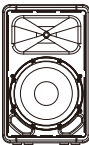
ABS, Matte black			
–	50°	50° Symmetrical	50° Symmetrical
280 × 458 × 280 mm (11.0" × 18.0" × 11.0")	305 × 502 × 310 mm (12.0" × 19.7" × 12.2")	362 × 601 × 350 mm (14.2" × 23.6" × 13.7")	445 × 700 × 380 mm (17.5" × 27.5" × 15.0")
13.5kg (29.8lbs)	14.6kg (32.2lbs)	19.3kg (42.5lbs)	22.5kg (49.6lbs)
Top x 1		Side x 2	
35mm with 2-way feature (0 or 7 degrees)			
Top × 2, Rear × 1 (Fits for M8 × 15mm eyebolts)		Top × 2, Rear × 1 (Fits for M10 × 18mm eyebolts)	
UB-DXR8	UB-DXR10	UB-DXR12	UB-DXR15

Class-D	
1100W (LF: 950W, HF: 150W)	
700W (LF: 600W, HF: 100W)	
Fan cooling, 4 speeds	
OFF, 100, 120Hz 24dB/oct HPF	
D-CONTOUR: FOH/MAIN, MONITOR, OFF	
Clip limiting, Integral Power Protection, DC-fault	
Thermal, Output over current	
Thermal, Output over voltage, Output over current	
INPUT1: XLR3-31 × 1, INPUT2: Phone × 2, INPUT3: RCA PIN × 2	
THRU: XLR3-32 × 1 (Parallel with INPUT1), LINK OUT: XLR3-32 × 1	
INPUT1: LINE: 12kΩ, MIC: 8kΩ INPUT2, 3: L, R: 40kΩ, MONO: 20kΩ	
INPUT1: LINE: +1 dBu, MIC: -32 dBu INPUT2, 3: -13 dBu	
INPUT1: LINE: +11 dBu, MIC: -22 dBu INPUT2, 3: -3 dBu	
INPUT1: LINE: +24 dBu, MIC: +20 dBu INPUT2, 3: +16 dBu	
LEVEL × 3, LINE/MIC, HPF, D-CONTOUR, FRONT LED DISABLE, LINK MODE, POWER	
35W	
90W	110W
100V – 240V, 50Hz/60Hz	

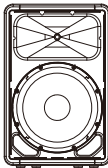
DBR Series



DBR10



DBR12



DBR15

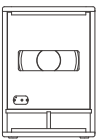
2-way, Bi-amp powered speaker, Bass-reflex type		
55Hz – 20kHz	52Hz – 20kHz	50Hz – 20kHz
H90° x V60° constant directivity horn		
FIR-X tuning™ (Linear phase FIR filter)		
2.1kHz	2.1kHz	2.1kHz
129dB SPL	131dB SPL	132dB SPL

10" cone	12" cone	15" cone
2"	2"	2.5"
Ferrite		
1"	1.4"	
1" throat compression driver		
Ferrite		

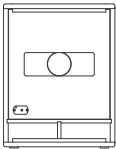
Plastic, Black		
50°	50° Symmetrical	50° Symmetrical
308 x 493 x 289 mm (12.1" x 19.4" x 11.4")	376 x 601 x 348 mm (14.8" x 23.7" x 13.7")	455 x 700 x 378 mm (17.9" x 27.6" x 14.9")
10.5 kg (23.2 lbs)	15.8 kg (34.8 lbs)	19.3 kg (42.6 lbs)
Top x 1	Side x 2	
35mm (Bottom x 1)		
Bottom x 2 (Fit for M8 x 15 mm eyebolts)	Bottom x 2, Rear x 1 (Fit for M8 x 15 mm eyebolts)	
BBS251, BCS251, BWS251-300, BWS251-400		

Class-D	
700 W (LF: 500 W, HF: 200 W)	1000 W (LF: 800 W, HF: 200 W)
325 W (LF: 260 W, HF: 65 W)	465 W (LF: 400 W, HF: 65 W)
Fan cooling, 4 speeds	
OFF, 100, 120Hz 24dB/oct HPF	
D-CONTOUR: FOH/MAIN, MONITOR, OFF	
Clip limiting, Integral Power Protection, DC-fault	
Thermal, Output over current	
Thermal, Output over voltage, Output over current	
INPUT1: Combo x1 INPUT2: Combo x 1 + RCA-pin x 2 (Unbalanced)	
XLR3-32 x 1 (CH1 Parallel Through or CH1+CH2 Mix)	
INPUT1 (XLR, TRS Phone) : 3kΩ INPUT2 (XLR, TRS Phone, RCA Pin) : 10kΩ	
INPUT1 : LINE: 0 dBu, MIC: -32 dBu INPUT2 : 0 dBu	
INPUT1 : LINE: +10 dBu, MIC: -22 dBu INPUT2: +10 dBu	
INPUT1 : LINE: +24 dBu, MIC: -8 dBu INPUT2 : +24 dBu	
LEVEL x2, LINE/MIC, HPF, D-CONTOUR, THRU/MIX, POWER	
18W	
60W	74W
100 V, 100-120V, 220-240 V, 110/127/220V (Brazil), 50/60Hz	

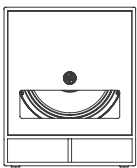
DXS Series



DXS12



DXS15



DXS18

Powered subwoofer, Band-pass type		
47Hz – 160Hz	45Hz – 160Hz	32Hz – 120Hz
–		
–		
–		
131dB SPL	132dB SPL	136dB SPL

12" cone	15" cone	18" cone
2.5"	2.5"	4"
Ferrite		
–		
–		
–		

Wood, LINE-X®, Black		
Plywood, LINE-X®, Black		
–		
397 × 563 × 594 mm (15.6" x 22.2" x 23.4")	478 × 618 × 624 mm (18.8" x 24.3" x 24.5")	563 × 683 × 721 mm (22.2" x 26.8" x 28.4")
33.0kg (72.8lbs)	38.0kg (83.8lbs)	49.7kg (110lbs)
Side x 2		
35mm (Top x 1)		35 mm (depth 80 mm) & M20 (threaded depth 25 mm)
–		
–		

Class-D	
950W	1020W
600W	800W
Fan cooling, 4 speeds	
80, 100, 120Hz 24dB/oct LPF	
D-XSUB: BOOST, XTENDED-LF, OFF	D-XSUB: BOOST, XTD LF, NORMAL
Clip limiting, Integral Power Protection, DC-fault	
Thermal, Output over current	
Thermal, Output over voltage, Output over current	
Thermal, over voltage	
INPUT: XLR3-31 × 2	
THRU: XLR3-32 × 2 (Parallel with INPUT)	XLR-3-32 × 2 (THROUGH or HPF POST)
INPUT1: 10kΩ	INPUT1: 20kΩ
–	–
INPUT1: +1 dBu	INPUT1: 0 dBu
–	–
INPUT1: +11 dBu	INPUT1: +10 dBu
–	–
INPUT1: +24 dBu	
–	
LEVEL, POLARITY, LPF, D-XSUB, FRONT LED DISABLE, POWER	LEVEL, POLARITY, X-OVER, D-XSUB, CARDIOID, THROUGH/HPF POST, POWER, FRONT LED DISABLE
35W	
120W	100W
100V – 240V, 50Hz/60Hz	