


TYPHON SERIES


POWERFUL | PORTABLE | VERSATILE PA

**720W Continuous
Active loudspeakers**

NEW



Typhon 12" models



Typhon 8" models
Small box - Huge power



Wharfedale Professional

IAG House 13/14 Glebe Road Huntingdon Cambridgeshire PE29 7DL UK

www.wharfedalepro.com

Wharfedale Professional reserves the right to alter or improve specifications without notice.

All rights reserved © 2020 Wharfedale Pro. Wharfedale Pro is a member of the IAG Group.



Typhon

TYPHON - Pronounced - "TYF—ON"

In ancient mythology, Typhon was a giant who brought fear to his enemies. From a similar era to the Titans, it is said that the God Typhon had the power to create and control massive wind tornadoes in his battles. Mythology also often refers to him as being invincible.

The Typhon series are powerful, portable and versatile active loudspeakers available as both an 8" and a 12" model. Suitable for many professional audio applications a Typhon is ideal for DJ's, live bands, small to medium size stages, installations and houses of worship.



Both 8" and 12" Typhons feature....

- 720w continuous (1440w peak) amplification
- Fresh new designs with full frontal steel grilles
- Top and bottom practical handles
- Bluetooth model available Typhon-AX12-BT & Typhon-AX8-BT
- Bi-amplified with Class D amps
- 4 position DSP

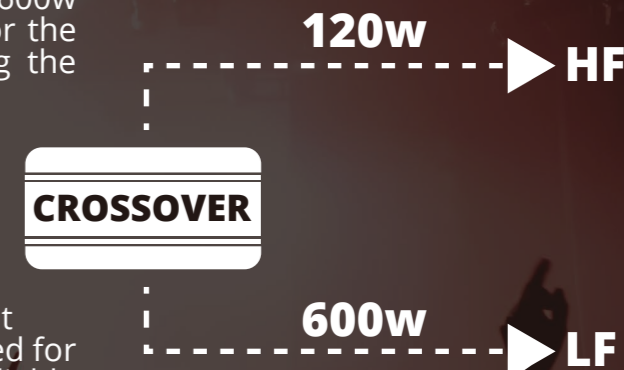
720w
continuous

720 watts Bi-amped

The two separate Class D power amps (600w continuous for the LF and 120w continuous for the HF) deliver huge output power while keeping the overall weight to minimum.

Bi-amplification means that each amplifier is perfectly matched to the driver it is connected to. This leads to more defined sound quality with crisper highs and more impressive lows.

The efficiency of the amplifier stages means that Typhon uses convection cooling and has no need for an internal fan. This results in a more reliable product with quieter operation.



Custom drivers

Custom Wharfedale Pro transducers have been selected for Typhon. The custom compression driver features a 1.75" voice coil. This is coupled to a 100° x 80° waveguide for smooth HF dispersion.

The custom Wharfedale Pro LF transducers have a newly designed ferrite core, uses flat coil windings to aid cooling, and feature a moisture rejecting cone material which allows Typhon to be used in damp or humid conditions.

Since 1932 Wharfedale have been world leaders in driver technologies and the transducers created for Typhon are the pinnacle of that heritage and experience.



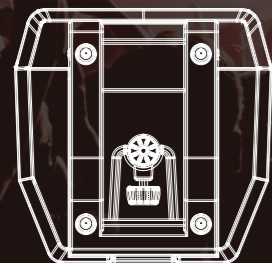
Construction



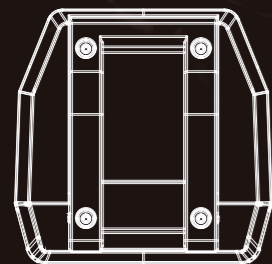
A modern polypropylene cabinet with a full frontal steel grille houses the most advanced active loudspeaker ever created by Wharfedale Pro. This injection moulded cabinet is carefully engineered to feature 5 carry handles making transportation easy and well balanced.

Behind the front grille is also a protective foam cloth which protects the drivers.

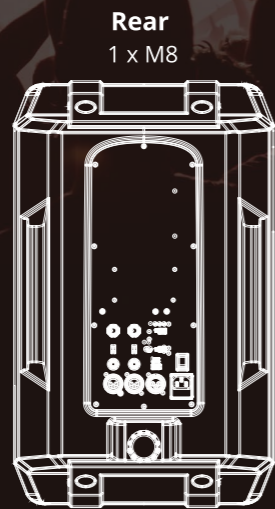
For installation and rigging, the Typhon 8" and Typhon 12" include multiple rigging points (4 on the top, 4 on the base and 1 on the rear). There is also a 35mm pole socket with screw lock on the base.



Base
4 x M8
plus 35mm
pole socket



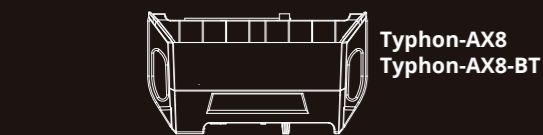
Top
4 x M8



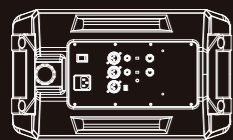
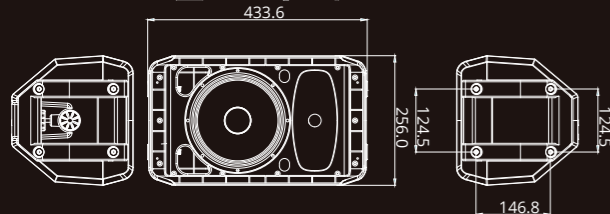
Rear
1 x M8



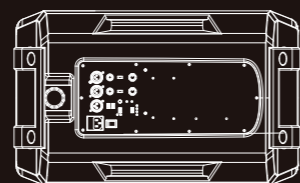
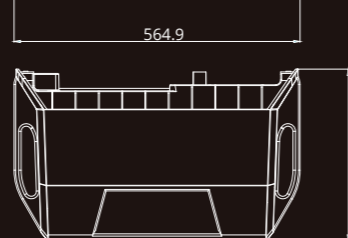

Front



Typhon-AX8
Typhon-AX8-BT



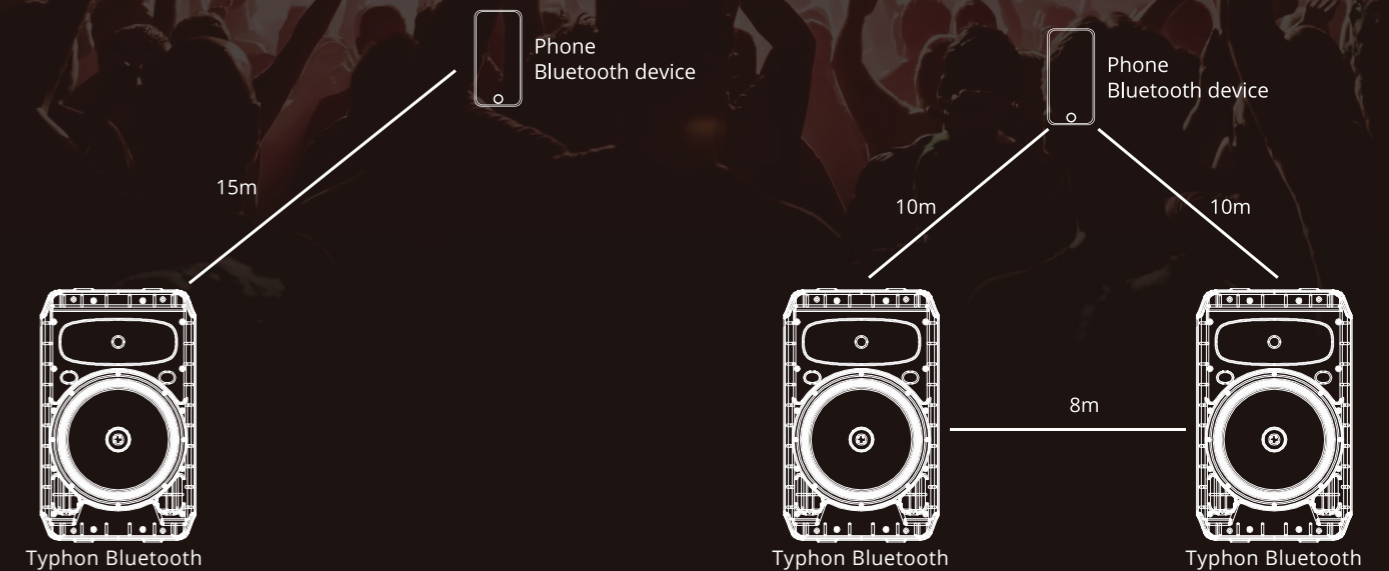
Typhon-AX12
Typhon-AX12-BT



Typhon Bluetooth models

The Typhon Bluetooth models feature all the same DSP, amplifiers and drivers as the non-Bluetooth models, but also come with Bluetooth. This makes it easy to connect wirelessly to the Typhon using a Bluetooth enabled mobile phone or tablet. The Bluetooth uses the aptX protocol which ensures the highest quality digital audio transmission. Wire-free with simple pairing.

The Bluetooth models also have a TWS Stereo Link mode. Simply connect your Bluetooth device to the first of your Bluetooth Typhon's and then press 'ST Link'. The first Typhon will communicate with the second Typhon and create a wire-free stereo pair.



....and MORE!

Connection

Around the back of Typhon are the connectors. Balanced XLR and jack inputs ensure the highest possible signal quality during the input stage. Input A can be switched between both Mic and Line level signals. Input B can be switched between the Bluetooth input and balanced Line level inputs. For connecting to other audio equipment, Typhon features a balanced Link Output. Use this to connect to another Typhon, the input of a mixing desk or even an active subwoofer.

RCA Connection - 8" models

The 8" Typhons also include handy stereo RCA connectors. These are ideal for connection from a domestic level audio source such as a CD player or tuner.

Protection

Typhon features a comprehensive self protection system to ensure reliable operation right up to the power limit. Intelligent electronics constantly monitor for DC, overload, short circuit, thermals and LF/HF limiting giving you peace of mind and preventing internal damage.

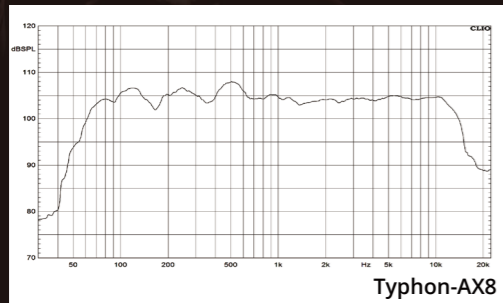
ADVANCED DSP

The DSP inside all models of Typhon is extremely powerful. Here we describe the 4 modes and their possible real-life applications.



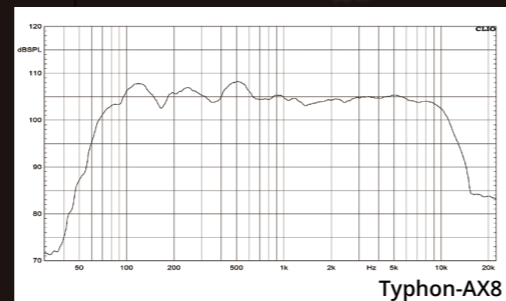
FLAT

The Flat mode is 'the truth'. This mode is ideal for when connecting guitar effects processors directly to a Typhon. Full Range, Flat Response. Simply YOUR sound.



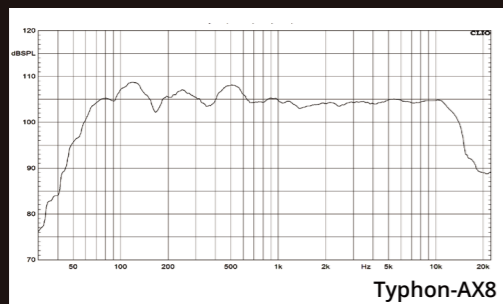
MONITOR

This mode rolls off low frequencies which are not needed when a Typhon is on the floor. High frequencies are also attenuated to reduce risk of feedback.



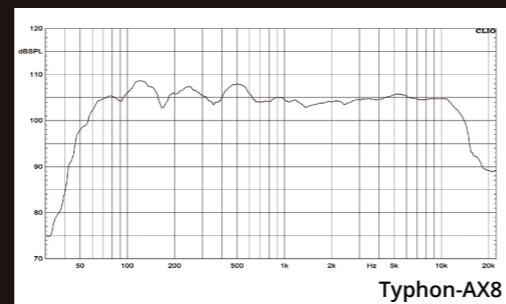
BASS

By pushing the bass frequencies, this mode is ideal when a Typhon is being used at lower volumes. It delivers a more powerful sound without having to turn the volume up.



PUNCH

A 'crisp' and 'tight' DSP mode which gives the impression of power. Use this when you really need to cut through.



EVERYONE LOVES BASS

To enhance a TYPHON system, the T-Sub-AX15B is the perfect active subwoofer partner. With 700w of Class D Continuous power driving a custom WP 15" Quad layer driver, T-Sub-AX15B is sonically matched for a TYPHON.



T-Sub with TYPHON

Accessories

Optional Typhon Tour bags

Typhon Tour bag is for touring musicians, mobile DJs and any professional sound engineer or artist looking to keep their Typhon in showroom quality.

Made with a durable, waterproof padded mesh nylon material and removable sections for ultimate convenience, this is another easy way of making sure that Typhon stands the test of time and a lifetime on the road.



WPB-2

For tidy wall mounting, the WPB-2 can be used. This all-steel bracket features a 35mm pole fixture which the Typhon 8" or Typhon 12" will sit on securely.



Typhon 12" is supplied with a practical wedge accessory. This custom designed wedge allows Typhon to be placed at the perfect angle for use onstage - as a floor monitor.

Typhon 8" can be used as a monitor without this accessory.



SPECIFICATIONS

Model Name	Typhon-AX8	Typhon-AX8-BT
System Type	Active 8" 2-way	Active 8" 2-way
Frequency Response (+/-3dB)	65Hz-20kHz	65Hz-20kHz
Frequency Range (- 10 dB)	60Hz-20kHz	60Hz-20kHz
Maximum SPL (peak @1m)	127dB	127dB
Sensitivity (@ 1W / 1m)	96dB	96dB
Low Frequency Transducer		
Size (mm / inches)	203.8mm / 8"	203.8mm / 8"
Voice-Coil Size (mm / inches)	65mm / 2.5"	65mm / 2.5"
Rated Impedance	4Ω	4Ω
High Frequency Transducer		
HF Driver Type	Compression Driver	Compression Driver
Coil Size (mm / inches)	44mm / 1.75"	44mm/1.75"
Exit Size (mm / inches)	25mm / 1"	25mm/1"
Diaphragm Material	Titanium	Titanium
Rated Impedance	8Ω	8Ω
Nominal Coverage (H x V)	Hybrid Symmetry Horn 100° x 80°	Hybrid Symmetry Horn 100° x 80°
Amplifiers		
Amplifiers	2 x Class D	2 x Class D
Power Rating:	1440W Peak (1200W LF + 240W HF), 720W Continuous (600W LF + 120W HF)	1440W Peak (1200W LF + 240W HF), 720W Continuous (600W LF + 120W HF)
DSP Controls---D-EQ	FLAT/MONITOR/BASS/PUNCH	FLAT/MONITOR/BASS/PUNCH
Amplifier Protection		
Power On Protection	Yes	Yes
Thermal Protection	Yes	Yes
Low Line Voltage Shut Down	Yes	Yes
Driver Protection	Yes	Yes
DC Protection	Yes	Yes
Short Protection	Yes	Yes
Clip Limiter	Yes	Yes
Limiter Indicator	Yes	Yes
Power Indicator	Yes	Yes
Inputs		
Input A - type	Balance / RCA	Balanced/RCA/Bluetooth(aptX,with link Stereo)
Input Sensitivity	775mV (0dBu)	775mV (0dBu)
Maximum Input Level	4V	4V
Input Connectors	2 x XLR, 2 x 6.3mm, 2 x RCA (Line/MIC)	2 x XLR, 2 x 6.3mm, 2 x RCA (Line/MIC)
Input Impedance	20K ohms	20K ohms
Line Output		
Line Output Connector	XLR	XLR
Loop Gain	0dB	0dB
AC Power details		
Power Supply	220-240VAC / 100-120VAC 50/60Hz	220-240VAC / 100-120VAC 50/60Hz
Rigging / Bracket / Mounting Options	8xM6 (1XM8 Back) threaded inserts Pole-mount receptacle with lock screw Optional WPB-2 wall-mount bracket	8xM6 (1XM8 Back) threaded inserts Pole-mount receptacle with lock screw Optional WPB-2 wall-mount bracket
Handles	4 carry handles (on top and bottom side)	4 carry handles (on top and bottom side)
Enclosure		
Enclosure Material and finish	Injection Moulded Polypropylene	Injection Moulded Polypropylene
Colour Options	Black paint	Black paint
Grille Material & Finish	steel	steel
Dimensions - Unpacked (mm / inches):		
Height	433.6mm / 17.1"	433.6mm / 17.1"
Width Front	256mm / 10.1"	256mm / 10.1"
Width Rear	100.1mm / 3.9"	100.1mm / 3.9"
Depth	240mm / 9.5"	240mm / 9.5"
Dimensions - Packed (mm / inches):		
Height	509mm / 20.0"	509mm / 20.0"
Width Front	326mm / 12.8"	326mm / 12.8"
Width Rear	326mm / 12.8"	326mm / 12.8"
Depth	310mm / 12.2"	310mm / 12.2"
Net Weight (kg / lbs)	10.7kg / 23.5lbs	10.7kg / 23.5lbs
Gross Weight (kg / lbs)	12.7kg / 27.9lbs	12.7kg / 27.9lbs

SPECIFICATIONS

Model Name	Typhon-AX12	Typhon-AX12-BT
System Type	Active 12" 2-way	Active 12" 2-way
Frequency Response (+/-3dB)	55Hz-20kHz	55Hz-20kHz
Frequency Range (- 10 dB)	50Hz-20kHz	50Hz-20kHz
Maximum SPL (peak @1m)	129dB	129dB
Sensitivity (@ 1W / 1m)	98dB	98dB
Low Frequency Transducer		
Size (mm / inches)	305mm / 12"	305mm / 12"
Voice-Coil Size (mm / inches)	65mm / 2.5"	65mm / 2.5"
Rated Impedance	4Ω	4Ω
High Frequency Transducer		
HF Driver Type	Compression Driver	Compression Driver
Coil Size (mm / inches)	44mm / 1.75"	44mm / 1.75"
Exit Size (mm / inches)	25mm / 1"	25mm / 1"
Diaphragm Material	Titanium	Titanium
Rated Impedance	8Ω	8Ω
Nominal Coverage (H x V)	Hybrid Symmetry Horn 100° x 80°	Hybrid Symmetry Horn 100° x 80°
Amplifiers		
Amplifiers	2 x Class D	2 x Class D
Power Rating:	1440W Peak (1200W LF + 240W HF), 720W Continuous (600W LF + 120W HF)	1440W Peak (1200W LF + 240W HF), 720W Continuous (600W LF + 120W HF)
DSP Controls---D-EQ	FLAT/MONITOR/BASS/PUNCH	FLAT/MONITOR/BASS/PUNCH
Amplifier Protection		
Power On Protection	Yes	Yes
Thermal Protection	Yes	Yes
Low Line Voltage Shut Down	Yes	Yes
Driver Protection	Yes	Yes
DC Protection	Yes	Yes
Short Protection	Yes	Yes
Clip Limiter	Yes	Yes
Limiter Indicator	Yes	Yes
Power Indicator	Yes	Yes
Inputs		
Input A - type	Balanced	Balanced/Bluetooth(aptX,with link Stereo)
Input Sensitivity	775mV (0dBu)	775mV (0dBu)
Maximum Input Level	4V	4V
Input Connectors	2 x XLR, 2 x 6.3mm (Line/MIC)	2 x XLR, 2 x 6.3mm (Line/MIC)
Input Impedance	20K ohms	20K ohms
Line Output		
Line Output Connector	XLR	XLR
Loop Gain	0dB	0dB
AC Power details		
Power Supply	220-240VAC / 100-120VAC 50/60Hz	220-240VAC / 100-120VAC 50/60Hz
Rigging / Bracket / Mounting Options	9 x M8 threaded inserts Pole-mount receptacle with lock screw Optional WPB-2 wall-mount bracket	9 x M8 threaded inserts Pole-mount receptacle with lock screw Optional WPB-2 wall-mount bracket
Handles	4 carry handles (on top and bottom side)	4 carry handles (on top and bottom side)
Enclosure		
Enclosure Material and finish	Injection Moulded Polypropylene	Injection Moulded Polypropylene
Colour Options	Black paint	Black paint
Grille Material & Finish	steel	steel
Dimensions - Unpacked (mm / inches):		
Height	558mm / 22.0"	558mm / 22.0"
Width Front	344mm / 13.6"	344mm / 13.6"
Width Rear	245mm / 9.6"	245mm / 9.6"
Depth	340mm / 13.4"	340mm / 13.4"
Dimensions - Packed (mm / inches):		
Height	645mm / 25.4"	645mm / 25.4"
Width Front	425mm / 16.7"	425mm / 16.7"
Width Rear	425mm / 16.7"	425mm / 16.7"
Depth	419mm / 16.5"	419mm / 16.5"
Net Weight (kg / lbs)	16.2kg / 35.6lbs	16.2kg / 35.6lbs
Gross Weight (kg / lbs)	18.9kg / 41.6lbs	18.9kg / 41.6lbs