

# ART 910-A

## PROFESSIONAL ACTIVE SPEAKER

### DESCRIPTION

ART 910-A is masterfully engineered to deliver stellar audio performance and versatility for intensive audio applications. The combination of a 1.75" compression driver, 10" woofer, two-channel 2100W amplifier, and the constant directivity True Resistive Waveguide produces coherent 100° x 60° coverage for the listening area with up to 130 dB SPL, distortion-free sound. Merging RCF proprietary FiRPHASE and Bass Motion Control (BMC) DSP processing, perfectly tuned for each model, audiences will experience absolute clarity and deep, powerful bass response. The sleek cabinet uses a special polypropylene composite material with an M-brace internal reinforcement, making it easy to carry and secure to install on a pole, flown-, wall-, or truss-mounted using the multiple rigging points available.



### FEATURES

- Up to 130 dB Sound Pressure Level
- 2100W Class-D Bi-Amplification
- 50-20000 Hz linear frequency response
- 1.75" Compression Driver
- 10" Woofer
- FiRPHASE zero degrees phase technology
- Bass Motion Control woofer excursion management

## TECHNICAL SPECIFICATIONS

<b>Acoustical specifications</b>	Frequency Response:	50 Hz ÷ 20000 Hz
	Max SPL @ 1m:	130 dB
	Horizontal coverage angle:	100°
	Vertical coverage angle:	60°
<b>Transducers</b>	Compression Driver:	1 x 1.0", 1.75" v.c
	Woofers:	10", 2.5" v.c
<b>Input/Output section</b>	Input signal:	bal/unbal
	Input connectors:	XLR, Jack
	Output connectors:	XLR
	Input sensitivity:	-2 dBu/+4 dBu
<b>Processor section</b>	Crossover Frequencies:	1800 Hz
	Protections:	Thermal, RMS
	Limiter:	Soft Limiter
	Controls:	Linear, Boost, Stage, Volume
<b>Power section</b>	Total Power:	2100 W Peak
	High frequencies:	700 W Peak
	Low frequencies:	1400 W Peak
	Cooling:	Convection
	Connections:	VDE
<b>Standard compliance</b>	CE marking:	Yes
<b>Physical specifications</b>	Cabinet/Case Material:	PP Composite
	Hardware:	1 x M10 Top and Bottom
	Handles:	1 Top
	Pole mount/Cap:	Yes
	Grille:	Steel
	Color:	Black
<b>Size</b>	Height:	572 mm / 22.52 inches
	Width:	330 mm / 12.99 inches
	Depth:	310 mm / 12.2 inches
	Weight:	15.8 kg / 34.83 lbs
<b>Shipping informations</b>	Package Height:	616 mm / 24.25 inches
	Package Width:	370 mm / 14.57 inches
	Package Depth:	390 mm / 15.35 inches
	Package Weight:	17.5 kg / 38.58 lbs



**PART NUMBER**

- **13000677**

ART 910-A

115V

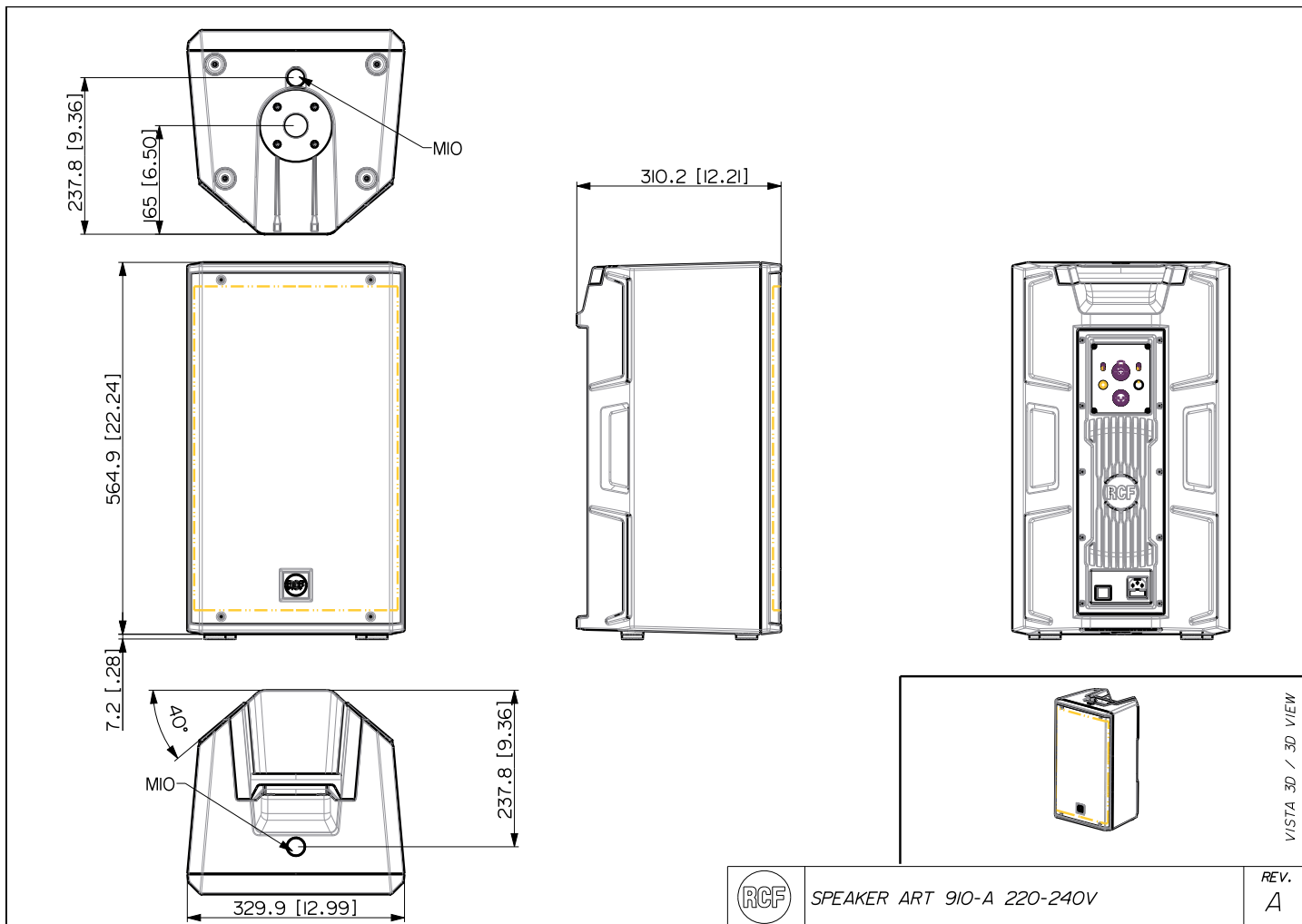
EAN 8024530019297

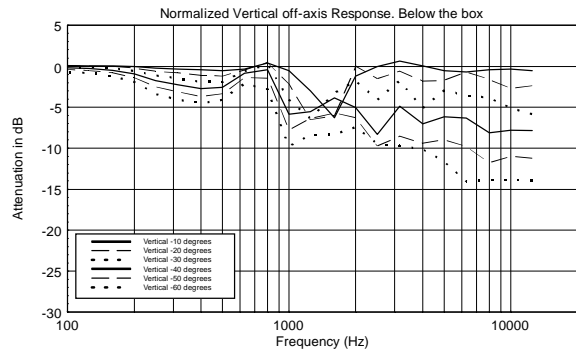
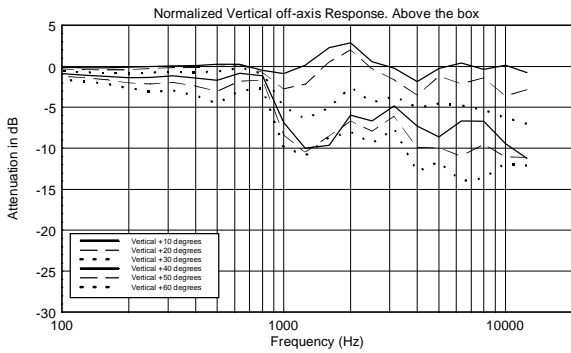
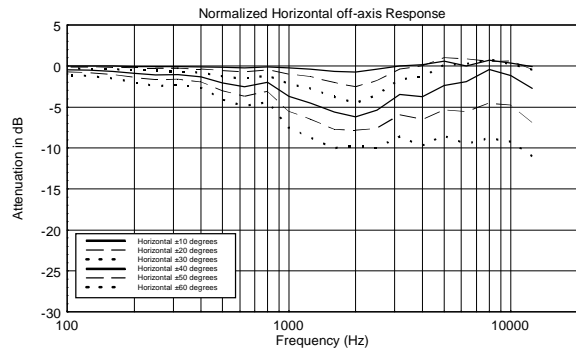
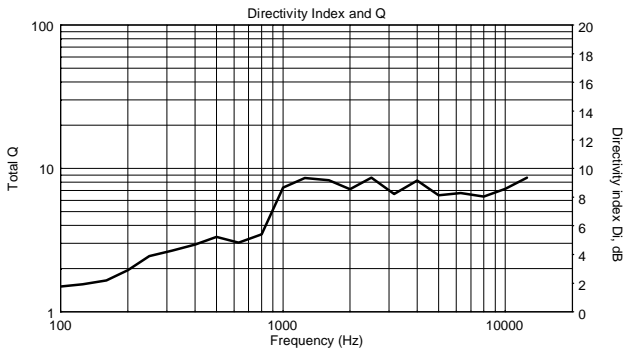
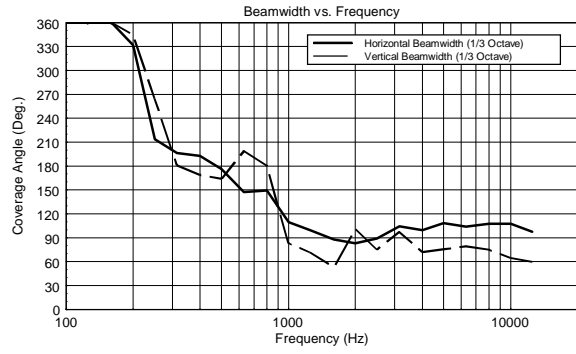
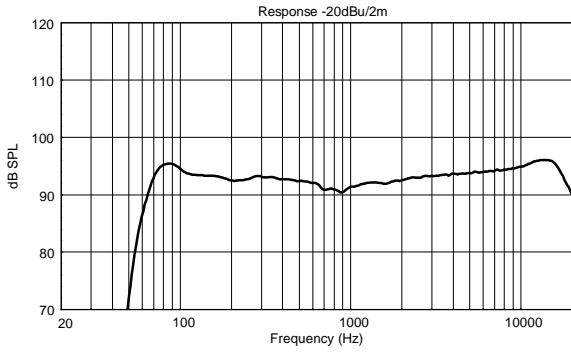
- **13000654**

ART 910-A

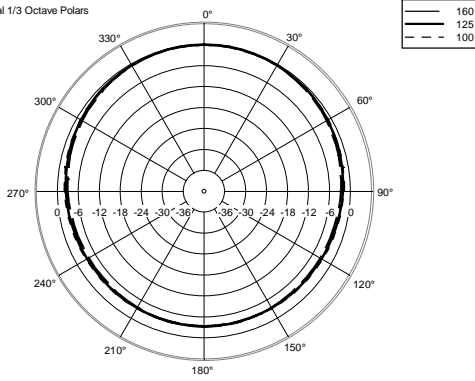
220-240V

EAN 8024530019303

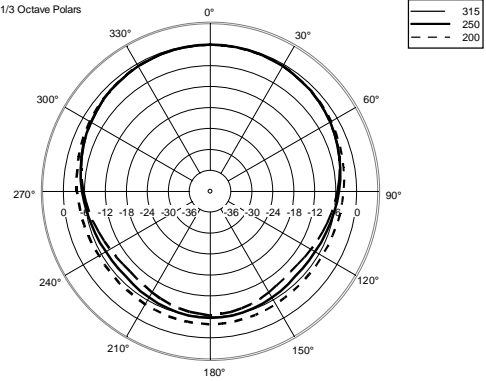




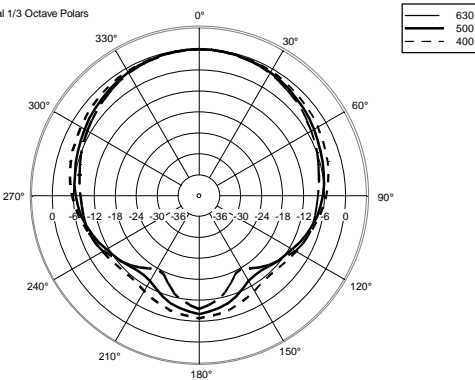
Horizontal 1/3 Octave Polars



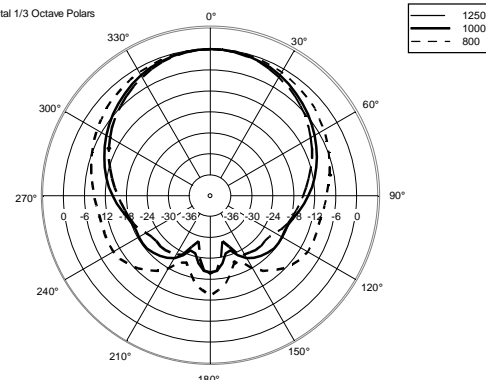
Horizontal 1/3 Octave Polars



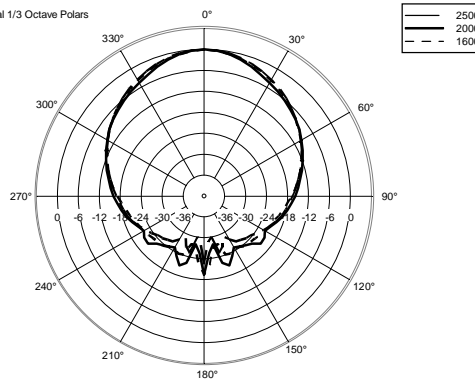
Horizontal 1/3 Octave Polars



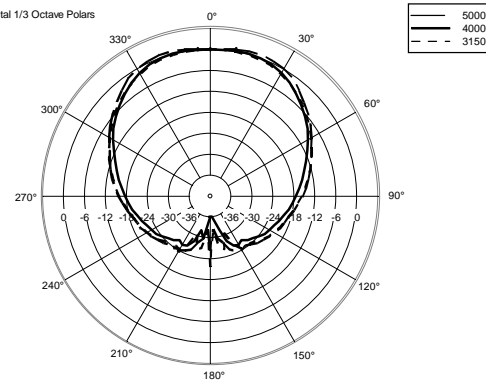
Horizontal 1/3 Octave Polars



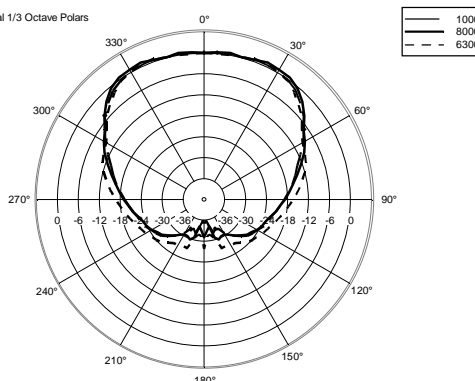
Horizontal 1/3 Octave Polars



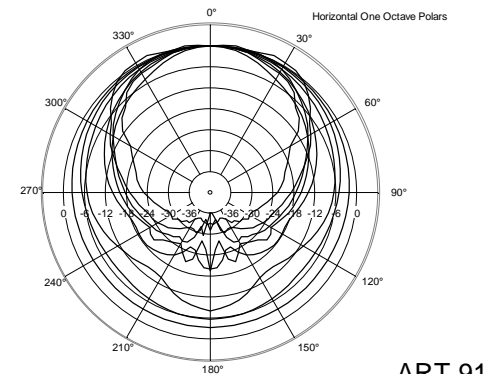
Horizontal 1/3 Octave Polars

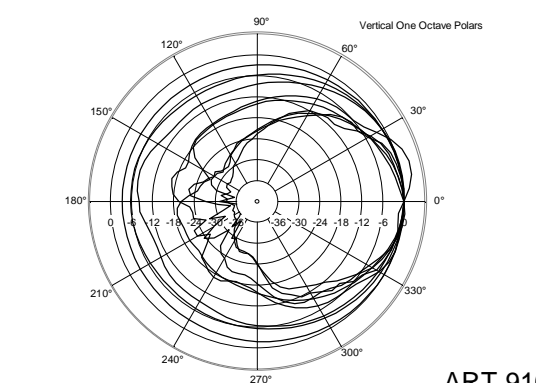
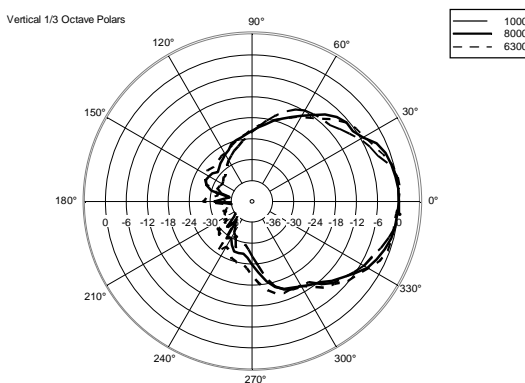
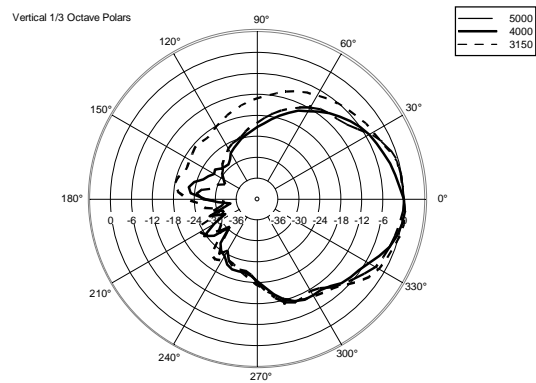
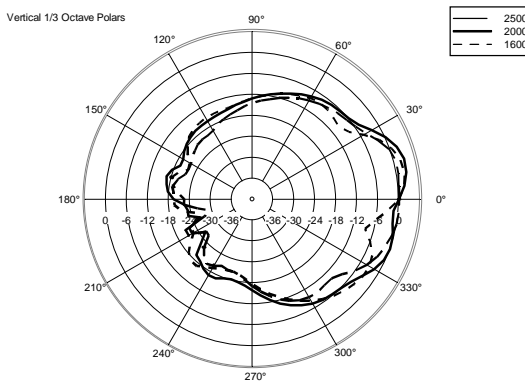
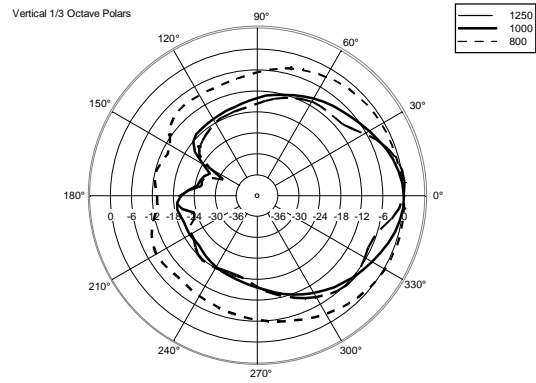
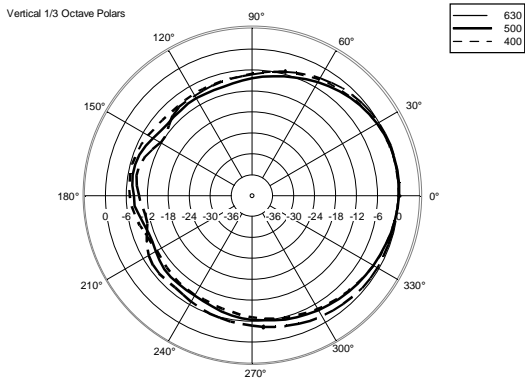
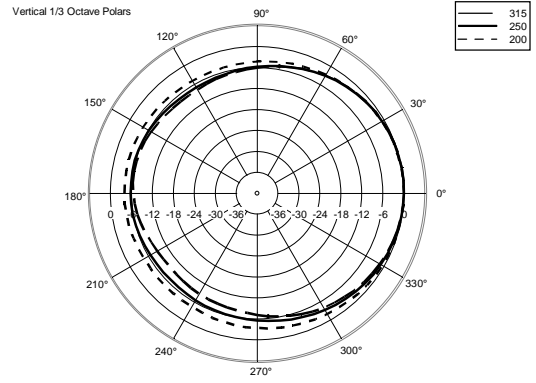
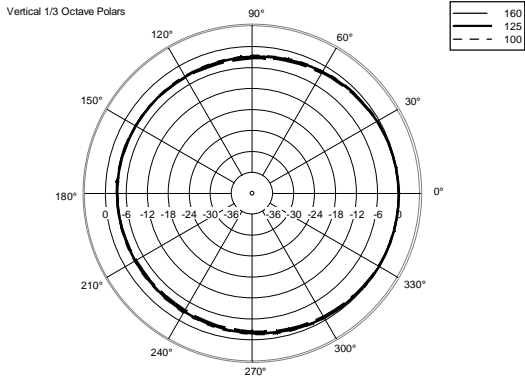


Horizontal 1/3 Octave Polars



Horizontal One Octave Polars





**ACCESSORIES**

AC PMA - POLE MOUNT

PART NUMBER **13360034**  
EAN: 8024530007713

AC PM-M20

PART NUMBER **13360067**  
EAN: 8024530014599

AC PMX POLE MOUNT M20

PART NUMBER **13360232**  
EAN: 8024530010058


AC PRO-FS PROFESS. LOCKING FLOOR STAND

PART NUMBER **13360109**  
EAN: 8024530006471

AC PRO-PM PROFESS. LOCKING POLE MOUNT

PART NUMBER **13360110**  
EAN: 8024530006488

COVER CVR ART 910

PART NUMBER **13360473**  
EAN: 8024530018832

FLYING BRACKET FL-BR ART 910

PART NUMBER **13360472**  
EAN: 8024530019235

HORIZONTAL BRACKET H-BR ART 910

PART NUMBER **13360471**  
EAN: 8024530019242