



L82 Classic MkII 2-Way 8-inch (200mm) Bookshelf Loudspeaker

Quick Start Guide



jbl.com/specialty-audio/

Overview

For more information on the set-up and operation of this product refer to the product page on the jbl.com/specialty-audio/ website. Should further assistance be required feel free to contact customer support at the numbers below.

Inside the US and Canada:	+1 888.691.4171
Outside the US and Canada:	+44 1707 668 012

Box Contents

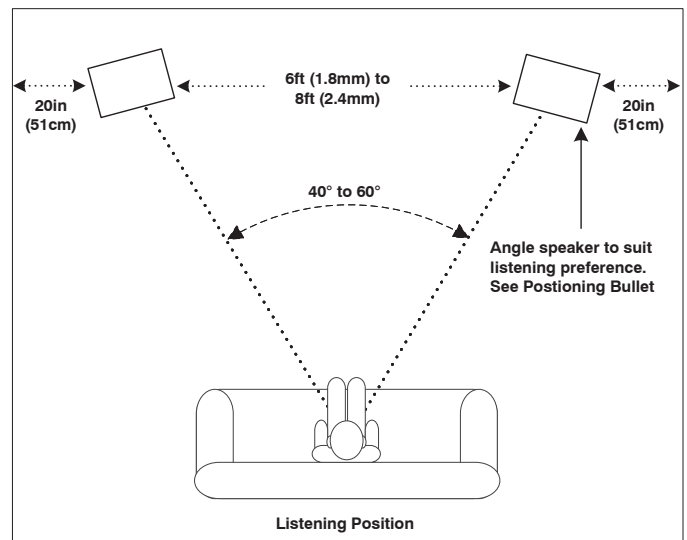
- 2x L82 Classic MkII Edition Loudspeakers
- 2x Quadrex Foam Grilles
- 1x Quick Start Guide (This Document)

Specifications

Type:	8-inch (200mm) 2-way Bookshelf Loudspeaker
Low Frequency Driver:	8in (200mm) cast-frame Pure Pulp cone woofer (JW200PW2-6)
High Frequency Driver:	1in (25mm) Titanium dome tweeter with waveguide (JT025Ti2-4)
Recommended Amplifier Power:	25 ~ 150W RMS
Impedance:	8 Ohms
Loudspeaker Sensitivity:	88dB (2.83V/1m)
Frequency Response:	44Hz ~ 40kHz (-6 dB)
Crossover Frequency:	1.7kHz
Finish:	Natural Walnut veneer with Black, Orange, or Blue Quadrex Foam Grille
Dimensions With Grille: (HxWxD)	18.6-inch x 11.0-inch x 12.4-inch (472.7mm x 280.2mm x 315.0mm)
Controls:	HF level control
Input Type:	Dual sets of Gold-plated Binding Posts
Product Weight (Each):	28lbs (12.8kg)
Shipping Weight:	70lbs (31.8kg)
Shipping Units of Measure:	Stereo Pair (Mirrored Left/Right)
Recommended Stand Height:	16in (404mm)
Recommended Stand:	JBL JS-80 (Sold Separately)

Placement and Positioning

- Before deciding where to place your speakers, survey your room and think about placement, using the illustration as a guide.
- Avoid placing the speakers near power amplifiers, heat registers or other objects that generate large amounts of heat.
- Avoid placing speakers in humid or dusty locations.
- Avoid placing speakers in direct sunlight or other intense light.
- Refer to the illustration for distances from walls, between the speakers, and angle to the listening position.
- The speakers should be raised so that the tweeter is approximately at ear level. The JS-80 speaker stand (sold separately) can be used to achieve the proper listening height.
- Angle the speakers towards the listening position closer to the listeners ears for a stronger center image and away from the listening position further from the listeners ears for a more spacious image.



Wiring and Connections

IMPORTANT! Wiring Precautions

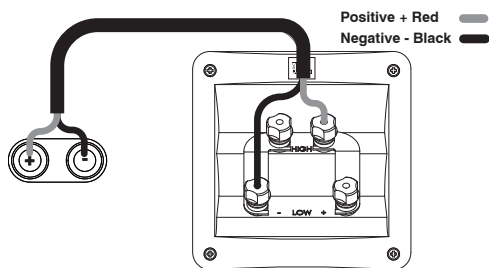
- Ensure that the positive (+) and negative (-) bare wire or spades **DO NOT** touch each other when connected to the binding posts as this will short out the amplifier channel.
- Ensure that the appropriate polarity is maintained from amplifier to speaker to ensure proper phase for both speakers.

4 Post Terminals / Dual Sets of Binding Posts Terminal Wiring Options

2-Wire Connections

Basic single-wire connection from amplifier

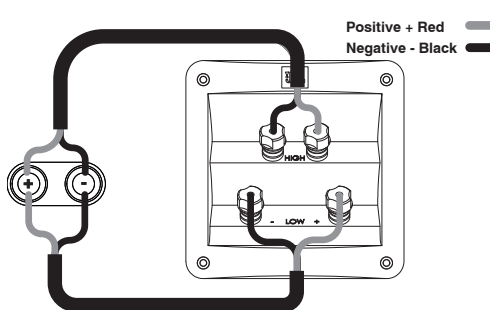
We recommend using HF Positive and LF Negative.



B-Wire Connections

Two-wire connection from single amplifier

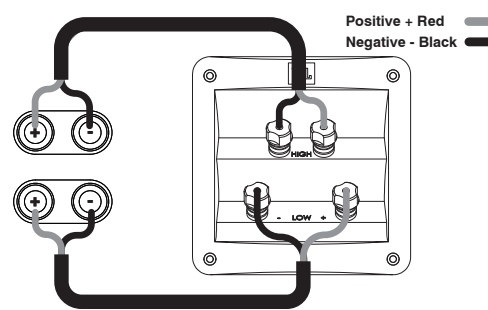
Remove terminal straps before connecting.



Bi-Amp Connections

Two-wire connection from multiple amplifiers

Remove terminal straps before connecting.




Controls and Adjustments

This speaker features a HF level control that can be used to adjust the HF level independently from the level of the woofer. The default setting of 0dB represents a flat balance between the woofer and tweeter, however in some cases there may be a need to adjust the level of the tweeter.

High Frequencies (HF Level) Adjustments

- For rooms where the high frequencies sound bright, lower the relative HF level by turning the knob counterclockwise.
- For rooms where the high frequencies sound dull, raise the relative HF level by turning the knob clockwise.



Harman International Industries, Incorporated.
8500 Balboa Blvd, Northridge CA 91329 United States.

European Representative: Harman International Industries, Incorporated.
EMEA Liaison Office, Danzigerkade 16G, 1013 AP Amsterdam, The Netherlands.

UK Business Address: Ground Floor, Westside 2, London Road, Apsley, Hemel Hempstead, Hertfordshire, HP3 9TD, United Kingdom.
© 2023 Harman International Industries, Incorporated. All Rights Reserved.

JBL is a trademark of Harman International Industries, Incorporated registered in the United States and other countries.
Features, Specifications, and Appearance subject to change without notice.

