

# P10j

**Part number:** 1007760 (black), 1007801 (white/RAL)

The HK Audio P10j is a high performance column speaker loaded with 10 x 3" fullrange drivers for demanding installations.

The P10j has an asymmetrical opening angle of 120° x 15° (horizontal x vertical). The electrical load capacity is 300 W (RMS) or 600 W (program).

The electrical connection is made via two 4-pin plug connectors, which are protected by a cover plate with PG cable glands.

The electrical impedance of the P10i is 16 ohms.

Overall, the P10j achieves protection class IP 66 (EN 60529) and is therefore suitable for outdoor installations.

A certification test according to EN 54-24:2008 (type B outdoor) for use in voice alarm systems is currently being carried out and is expected to be completed by the end of 2020.

Moreover, a certification in accordance with DIN 18032-3 is provided which proves the ball impact resistance (for example for installations in sports facilities).

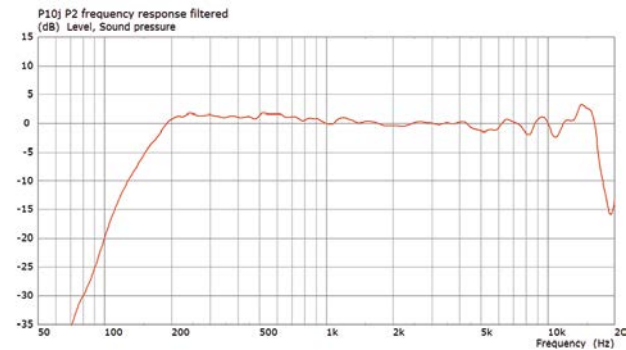
## Characteristics:

- High max. SPL of up to 127 dB thanks to specially developed high-performance 3" transducers
- Fully outdoor-suitable cabinet construction with very high protection class
- Asymmetrical vertical opening angle for large rooms with long reverberation times or for outdoor long-throw applications
- Suitable for environments with high noise levels, such as sports facilities or entrance halls
- Neutral voicing for applications where high-quality speech transmission is important, such as lecture and conference rooms or houses of worship
- Combination with additional P10s leads to increased range and max. SPL
- Over 30 colours for visual adaptation ex works for use in demanding environments
- Wide range of mounting accessories for installations on walls, ceilings and columns
- Frequency response equalization with DSP settings based on Lab.gruppen IPD, Lake, Powersoft Armonia+ or in table form

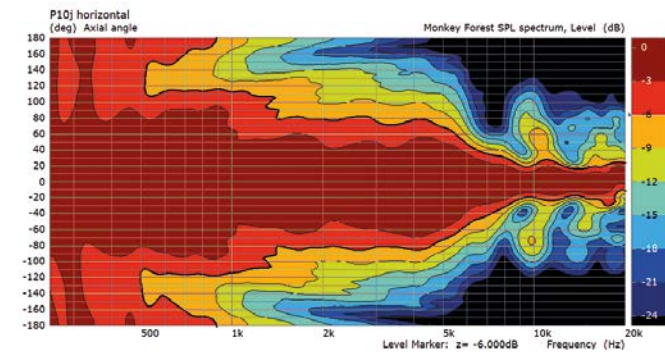


## Technical data

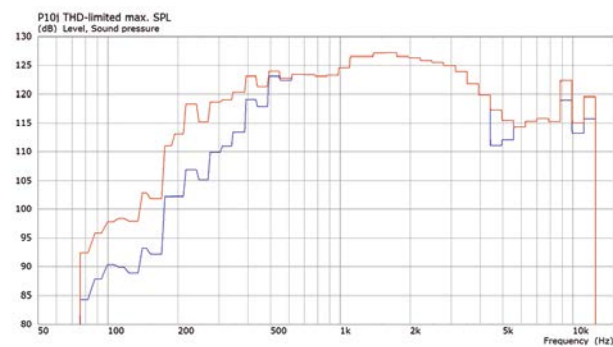
P10j	
Power-handling, nominal (RMS)	300 W
Power-handling, program	600 W
Power-handling, peak	1200 W
Sensitivity 1 W/1 m (full space)	97 dB (200 Hz - 10 kHz)
Frequency response +/- 3 dB (processed)	155 Hz - 18 kHz
Frequency response -10 dB (processed)	130 Hz - 19 kHz
Max. SPL @ 10 % THD (EN 60268-21, full space)	127 dB
Directivity (horizontal x vertical)	120° x 15° (asymmetrical, j-shaped)
Electrical impedance	16 ohms
Low/mid transducer	10 x 3" fullrange drivers with ferrite magnet and 0.8" voice coil
High frequency driver	not applicable
Crossover/cut-off frequency	not applicable
DSP filters	Filters for Lab.gruppen IPD and Lake, Powersoft Armonia+ and filters in tabular form
Connections	2 x 4-pole connectors
Mounting points	24 x M5
Cabinet material	Birch plywood
Front grille	Ball impact resistant steel grille, powder coated, with acoustic fabric (dirt and water repellent)
Finish	Two-component coating, black and white as standard, over 30 colors possible
Protection class (IP code EN 60529)	IP 66
Optional accessories	U-bracket, swivel and tilt bracket, rigging rail, pole support and ceiling mount
Dimensions (W x H x D)	120 x 820 x 165 (top) and 119 (bottom) mm
Weight	9.8 kg



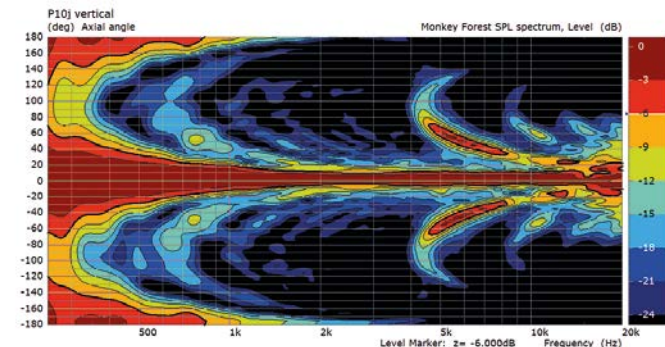
Frequency response (processed)



Horizontal directivity



Max. SPL (blue = 3 % THD, red = 10 % THD)



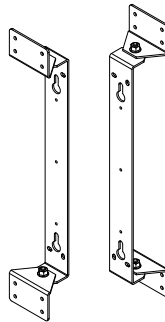
Vertical directivity

## Mounting accessories

### U-bracket

**Part number:** 1007805 (black), 1007806 (white/RAL)

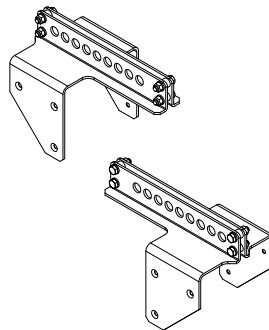
A single P10 speaker can be mounted using the U-bracket supplied as standard. The U-bracket can be hooked into M8 mounting points thanks to its keyhole openings. It can also be mounted at four additional screw connection points.



### Rigging Rail

**Part number:** 1007811 (black), 1007812 (white/RAL)

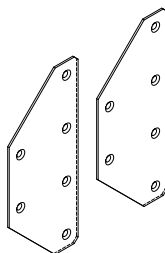
Wherever installation with a large distance to the wall is necessary or where no sufficiently load-bearing walls are available, the P10 can also be operated in a hanging position. The desired tilt angle can be preset by choosing a suspension point along the rail. Up to three P10s can be supported by the rigging rail. A separate attachment point allows the loudspeakers to be braced, secure them against twisting or set to the desired tilt angle.



### Connector plates

**Part number:** 1007803 (black), 1007804 (white/RAL)

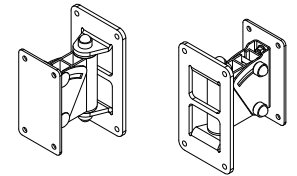
The P10 connector plates provide a mechanical connection between two P10 speaker cabinets. This can be useful, for example, in column systems arranged one above the other to facilitate joint pivoting and alignment to the desired room areas. The connector plates are also necessary for mounting several P10s together on a rigging rail.



### Swivel and tilt bracket for one loudspeaker

**Part number:** 1007807 (black), 1007808 (white/RAL)

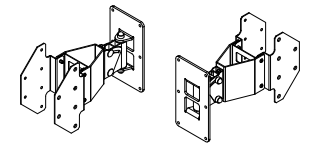
For applications requiring precise alignment and inclination to the audience areas, the swivel and tilt brackets are used. The adjustable tilt angle aligns speakers to provide satisfying sound reinforcement results even in acoustically challenging venues, such as rooms with highly reflective facing walls.



### Swivel and tilt bracket for two loudspeaker

**Part number:** 1007809 (black), 1007810 (white/RAL)

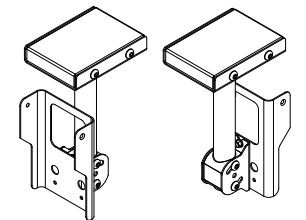
For applications requiring precise alignment and tilting to the surfaces to be covered, the large pan and tilt mounts are used, which support two speakers at a common mounting point. With the resulting sharp directivity, very difficult rooms can be sound reinforced successfully.



### Ceiling mount

**Part number:** 1007815 (black), 1007816 (white/RAL)

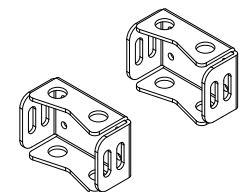
A suitable ceiling bracket is available for mounting on a ceiling and subsequent alignment with the audience areas below. The concealed cable routing in the tube as well as the wide pan and tilt range allow the implementation of a high-quality sound reinforcement system even in difficult rooms.



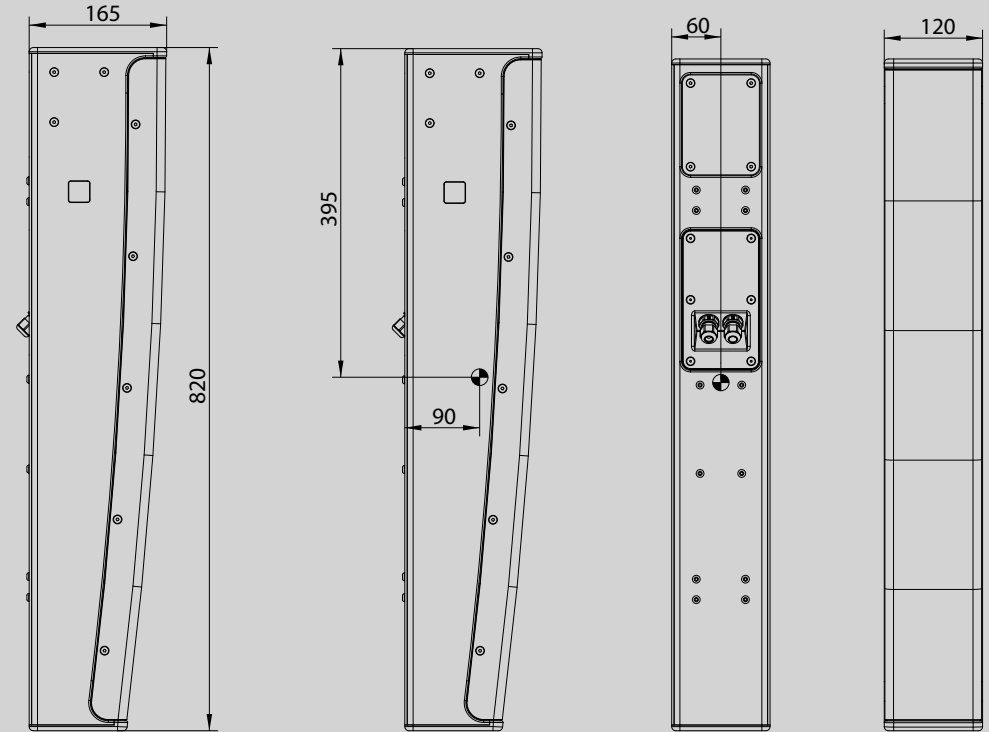
### Pole support

**Part number:** 1007813 (black), 1007814 (white/RAL)

Speakers often need to be mounted on poles, columns, masts or trusses. The P10 pole support serves this purpose. Bolted to the housing, it provides a suitable support for poles or columns with standard diameters. Hose clamps or clips may be used to attach the mounts, a practical solution in listed buildings where drilling holes is not an option.



P10j



HK Audio  
Postfach 1509  
66595 St. Wendel, Germany

info@hkaudio.com  
www.hkaudio.com  
fax +49-68 51-905 215  
international@hkaudio.com