

## Safety

1. SAVE THESE INSTRUCTIONS. This manual contains important safety and operating instructions for Electro-Voice EVERSE battery pack.
2. Before using Electro-Voice EVERSE internal battery charger to re-charge the battery, read all instructions and warning markings on (1) battery, (2) EVERSE loudspeaker.
3. To reduce the risk of injury, charge only Electro-Voice battery packs specified for use with the EVERSE loudspeaker. Other types of batteries may burst causing personal injury and damage.
4. Only charge the battery pack in temperatures above 0 °C (+32 °F) and below 35 °C (+95 °F). Avoid charging battery in direct sunlight. Store the loudspeaker and the battery pack in locations where temperatures will not exceed 45 °C (113 °F). This is important to prevent serious damage to the battery cells.
5. Unless otherwise specified by Electro-Voice with the use of approved accessories, do not recharge the battery in a damp or wet environment and do not expose the loudspeaker to rain or snow while plugged in to mains power. Water entering battery charger may result in electric shock or fire.

### Caution!



Always use the supplied weather cover and/or Electro-Voice approved rain cover accessory in wet environments.

6. Never submerge the battery pack, or the EVERSE loudspeaker in fluid of any kind or allow fluid to enter them. Corrosive or conductive fluid (such as seawater or industrial chemical or bleach containing products, etc.) can cause short circuit, which may result in fire, personal injury and property damage.
7. Battery leakage may occur under extreme usage or temperature conditions. Avoid contact with skin and eyes. The battery liquid is caustic and could cause chemical burns to tissues. If liquid comes in contact with skin, wash quickly with soap and water. If the liquid contacts your eyes, flush them with water for a minimum of 10 minutes and seek medical attention.
8. Place the EVERSE loudspeaker on flat nonflammable surfaces and away from flammable materials when using or charging the battery pack. Carpeting and other heat insulating surfaces block proper air circulation which may cause overheating of the charger and battery pack. If smoke or melting of the loudspeaker or battery pack is observed, unplug the loudspeaker immediately and do not use the battery pack or the loudspeaker. Contact customer service immediately.

9. Make sure cord is located so that it will not be stepped on, tripped over, or otherwise subjected to damage or stress. Damaged plug and cord may result in electric shock or fire.
10. Disconnect the EVERSE loudspeaker by pulling the plug rather than the cord. Do not operate the EVERSE loudspeaker with damaged cord or plug. Have them replaced immediately. Damaged plug or cord may result in electric shock or fire.
11. Do not insert the battery pack in the EVERSE loudspeaker if the battery pack case is cracked or visibly damaged. Using a damaged battery pack may result in electric shock or fire.
12. Do not disassemble or operate the EVERSE battery if it has received a sharp blow, been dropped or otherwise damaged in anyway. Incorrect reassembly or damage may result in electric shock or fire.
13. Before each use, check the EVERSE loudspeaker, cable, plug and battery pack. Do not use if damage is detected. Never open the battery pack yourself, take it to an Electro-Voice Service Center, only using original replacement parts. Incorrect reassembly or using damaged product may result in electric shock or fire.
14. Only use accessories or batteries recommended or sold by Electro-Voice. Using attachments not recommended may result in electric shock or fire.
15. Replace battery pack if a substantial drop in operating time per charge is observed. Battery pack may be nearing the end of its life.

### Battery care

#### Warning!

**When batteries are not installed in a loudspeaker, keep them away from metal objects.**



For example, to protect terminals from shorting **DO NOT** place batteries in a tool box or pocket with nails, screws, keys, etc. Fire or injury may result.

**DO NOT PUT BATTERIES INTO FIRE** or expose to high heat. They may explode.

#### Warning!

**Do not attempt to disassemble the battery or remove any component projecting from the battery terminals.** Fire or injury may result.



Prior to disposal, protect exposed terminals with heavy insulating tape to prevent shorting.

#### Notice!



Electro-Voice battery packs  
Use of battery packs not sold by Electro-Voice will void the warranty.

#### Notice!

Battery protection mode

The lithium-ion battery is protected against deep discharging by the “Battery protection mode”. When the battery is empty, the EVERSE loudspeaker enters a battery protection mode. The battery is supplied partially charged. Completely charge the battery before using your loudspeaker for the first time. The lithium-ion battery can be charged at any time, without reducing its service life. Interrupting the charging procedure does not damage the battery.



#### Notice!

Battery disposal

Do not dispose batteries in household waste. Dispose of batteries only at suitable collection points and, in the case of lithium batteries, cover the battery terminals with electrical tape or other electrically insulating material. The lithium-ion battery must be collected, recycled or disposed of in an environmentally sound manner.



#### Warning!

Air transport warning

Follow the airline transportation baggage regulation in use for the lithium-ion battery pack device.



#### Warning!

Risk of explosion or burns

To reduce the risk of fire or burns, do not attempt to open, disassemble, or service the battery pack. Do not crush, puncture, short external contacts, or dispose of in fire or water. Only use the device in temperatures between 0 °C (32 °F) and 35 °C (95 °F). Recycle or dispose of properly.



## Features

- EVERSE 8 high capacity Li-Ion battery is custom designed to provide more than enough power to complete the show.
- Cloth carry bag included to protect the battery during transport and storage.
- Available in black and white.

## Parts included

Quantity	Component
1	Battery pack assembly
1	Cloth carry bag
1	Quick installation guide

## Installation



The EVERSE 8 comes pre-installed with a high capacity Li-Ion battery pack. Charge the battery for 24 hours before the first use to ensure maximum battery run time and life expectancy.

To charge the battery:

- ▶ Plug the **MAINS IN** while the battery is installed in the EVERSE 8.

After the first full charge, the expected battery charge times are as follows:

- 4 hours or less with no signal and the power switched off.
- 6 hours or less with the power switched on and audio playing at high output levels.

The LCD will display  while the battery is charging with the power switched off. The LCD will display  when the battery has reached full charge.

### Notice!

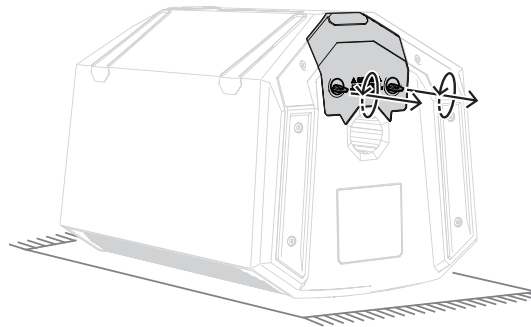
Battery self-discharge

All Li-Ion batteries experience self-discharge over extended periods (several months). If a battery sits for an extended period without being charged, the battery may fully discharge. It may take longer than normal to fully recharge. If this occurs, allow the battery to charge a full 24 hours again before using.

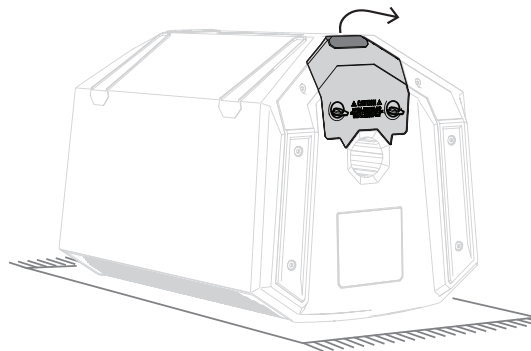
Inspect your loudspeaker and battery monthly and recharge the battery. This will help maintain the batteries run time and extend its useful life.

To remove and reinstall the battery for inspection or replacement:

1. Fully loosen the two finger tab screws by turning them counter-clockwise.



2. Gently but firmly pull on the battery pack by the finger pull located on the back of the battery door.



3. To reinstall the battery pack, follow the previous steps in reverse.

### Notice!

Ensure that the battery door is fully seated before tightening the finger tab screws. Finger tighten only until snug. Do not over tighten or use excessive torque. This may cause damage.

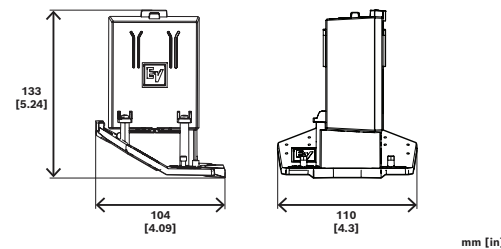
## Technical data

Capacity	86.4 Wh
Run time (at max. output) <sup>1</sup>	6+ hours
Run time (at moderate output) <sup>2</sup>	12+ hours
Color	Black and white
Weight (kg)	0.5420 kg
Weight (lb)	1.20 lb
Shipping weight (kg)	0.70 kg
Shipping weight (lb)	1.50 lb
Shipping dimensions (mm)	172 x 148 x 142
Shipping dimensions (in)	6.8 x 5.8 x 5.6

<sup>1</sup>Maximum output before loudspeaker limit indication, with typical program material.

<sup>2</sup>Moderate output is approximately 95 dB SPL, with typical program material.

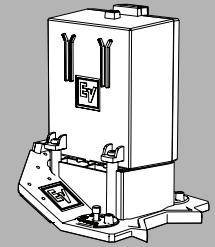
## Dimensions



mm [in]

## EVERSE8 Battery pack assembly

EVERSE8-BAT-B, EVERSE8-BAT-W



**en** Quick installation guide



### Bosch Security Systems, LLC

12000 Portland Avenue South  
Burnsville MN 55337  
USA

[www.electrovoice.com](http://www.electrovoice.com)

© Bosch Security Systems, LLC, 2022

### Bosch Sicherheitssysteme GmbH

Robert-Bosch-Ring 5  
85630 Grasbrunn  
Germany

© Bosch Sicherheitssysteme GmbH, 2022

