



dB10 PASSIVE DIRECT BOX

dB12 ACTIVE DIRECT BOX

Product Overview

At dbx, when we do something, we do it right. So when we decided to create our new direct injection boxes, we didn't settle for the same old tired approach to direct box design. With our dbx name on the line, how could we? One look at our new dB10 Passive and dB12 Active direct boxes will tell you that these are clearly different. With their bullet-proof construction, and extraordinary audio performance to rival their looks, finally there's a direct box worthy of the dbx name.

Utilizing custom dbx mu-metal-shielded audio transformers, high-quality Neutrik® connectors, and low-noise circuitry preserves the sonic integrity and true characteristics of the signal source. Both boxes include a pad switch that accommodates instrument, line and even speaker level signals. Take even more control of your sound by utilizing the polarity invert switch to set the phase relationship between the direct and mic'd sound.

As a professional, you don't have time for interference, so we've included a ground lift switch to solve potential hum and buzz problems due to ground loops. And between the combined shielding of the cast metal chassis and the custom-wound transformer, you can be doubly assured of a clean signal free from interference. All of this sits atop a solid, stable footprint, that will keep the box from being dragged around the stage, and the unique contoured underside allows secure stacking of multiple units.

Direct Box Features

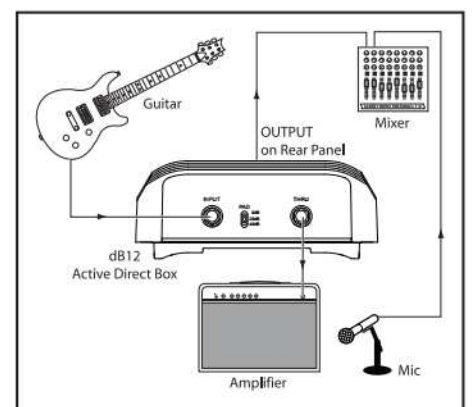
- ▶ Premium Performance
- ▶ Rugged Design
- ▶ Stackable Chassis with Durable Rubber Foot
- ▶ Gold-plated Neutrik® XLR Connector
- ▶ Recessed Chrome Toggle Switches
- ▶ Hi-Z ¼" Input Jack
- ▶ Parallel ¼" Thru Jack
- ▶ Transformer Isolated
- ▶ Premium Shielded dbx Custom Transformer
- ▶ Balanced XLR Lo-Z Output

- ▶ 3-Way 0/20/40 dB Pad Switch
- ▶ Flat/High-Cut Filter Switch
- ▶ Output Polarity Invert Switch
- ▶ Ground Lift Switch
- ▶ 4-Year Product Warranty

dB12 Additional Features

- ▶ +48V Phantom Powered Operation
- ▶ Green LED Phantom Power Indicator
- ▶ Low-Noise Active Circuitry

Sample Application



dbx Professional
Products

8760 S. Sandy Pkwy.
Sandy, Utah 84070

801.568.7660 PHONE
801.568.7662 FAX

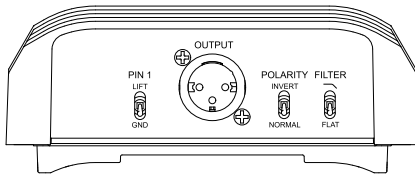
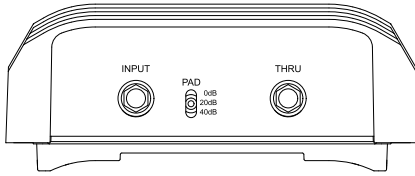
801.568.7583 INT'L FAX
customer@dbxpro.com

www.dbxpro.com

18-0615

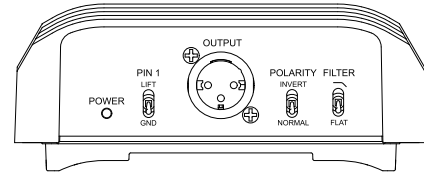
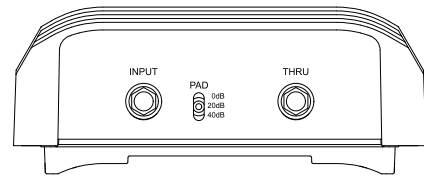
dB10

PASSIVE DIRECT BOX



dB12

ACTIVE DIRECT BOX



dB10 Specifications

Circuit Type:	Passive
Input:	
Number of Connectors:	1 Instrument/Line/Speaker level
Connection:	1/4" TS (Tip Hot, Sleeve Ground)
Type:	Unbalanced, RF Filtered
Attenuation Pad:	Switchable: 0, 20, 40 dB
Filter:	Switchable: Low Pass @ 6 kHz (40 dB pad position only)
Max Input Level (0 dB Pad):	+33 dBu
(20 dB Pad):	+33 dBu
(40 dB Pad):	+33 dBu
Input Impedance (0dB):	80 k Ω w/ 600 Ω load, 270 k Ω w/ 2 k Ω load, 13 M Ω w/ 100 k Ω load
(-20dB):	65 k Ω Typical
(-40dB):	70 k Ω Typical
Outputs:	
Number of Connectors:	2
Main Output:	Male XLR, Balanced, Pin 2 Hot
THRU Output:	1/4" Unbalanced TS (Tip Hot, Sleeve Ground)
Main Output Impedance:	600 Ω typical, balanced
Main Output CMRR (60 Hz):	128 dB typical @ 60 Hz
(1 kHz):	104 dB typical @ 1 kHz
(10 kHz):	98 dB typical @ 10 kHz
Output Polarity:	Switchable: Normal / Invert
Performance:	
Bandwidth:	20 Hz to 20 kHz +/-0.1 dB typical
Frequency Response:	<10 Hz to 80 kHz, -3 dB
Phase Deviation (Input to Output):	-1 deg @ 20 Hz, -5 deg @ 20 kHz into 2 k Ω load
Insertion Loss:	21 dB typical
Harmonic Distortion (THD+N):	0.003% typical @ 50 Hz, 0 dBu 0.002% typical @ 1 kHz, 0 dBu 0.002% typical @ 10 kHz, 0 dBu
Noise Floor:	-120 dBu, 22 Hz to 22 kHz, unweighted
Dynamic Range:	153 dB, 22 Hz to 22 kHz, unweighted
Power Supply:	
Voltage:	N/A
Current:	N/A
Ground:	Switchable: Ground / Lift
Physical:	
Size (L x W x H):	5.82" X 5.44" X 2.20"
Weight:	1.5 lbs. (0.68 kg)
Construction:	Metal Casting
Finish:	Powder Coat

dB12 Specifications

Circuit Type:	Active
Input:	
Number of Connectors:	1 Instrument/Line/Speaker level
Connection:	1/4" TS (Tip Hot, Sleeve Ground)
Type:	Unbalanced, RF Filtered
Attenuation Pad:	Switchable: 0, 20, 40 dB
Filter:	Switchable: Low Pass @ 6 kHz (40 dB pad position only)
Max Input Level (0 dB Pad):	+10 dBu typical @ 1 kHz with <1% THD
(20 dB Pad):	+30 dBu typical @ 1 kHz with <1% THD
(40 dB Pad):	+33 dBu
Input Impedance (0dB):	1 M Ω
(-20dB):	65 k Ω
(-40dB):	70 k Ω
Outputs:	
Number of Connectors:	2
Main Output:	Male XLR, Balanced, Pin 2 Hot
THRU Output:	1/4" Unbalanced TS (Tip Hot, Sleeve Ground)
Main Output Impedance:	600 Ω typical, balanced
Main Output CMRR (60 Hz):	106 dB typical @ 60 Hz
(1 kHz):	123 dB typical @ 1 kHz
(10 kHz):	108 dB typical @ 10 kHz
Output Polarity:	Switchable: Normal / Invert
Performance:	
Bandwidth:	20 Hz to 20 kHz +/-0.2 dB typical with 600 Ω load
Frequency Response:	20 Hz to 20 kHz +/-0.1 dB typical with 2 k Ω or higher load 16 Hz to 30 kHz, -3 dB, with 600 Ω Load 10 Hz to 70 kHz, -3 dB, with 2 k Ω or higher load
Phase Deviation (Input to Output):	+40 deg @ 20 Hz, -20 deg @ 20 kHz into 2 k Ω load
Harmonic Distortion (THD+N):	0.03% typical @ 50 Hz, 0 dBu 0.003% typical @ 1 kHz, 0 dBu 0.005% typical @ 10 kHz, 0 dBu
Noise Floor:	-112 dBu, 22 Hz to 22 kHz, unweighted
Dynamic Range:	122 dB, 22 Hz to 22 kHz, unweighted
Power Supply:	
Voltage:	+48 V Phantom Power
Current:	< 8 mA
Ground:	Switchable: Ground / Lift
Physical:	
Size (L x W x H):	5.82" X 5.44" X 2.20"
Weight:	1.5 lbs. (0.68 kg)
Construction:	Metal Casting
Finish:	Powder Coat