

DesignMax DM6SE

surface-mounted loudspeaker

Product Overview

DesignMax loudspeakers bring outstanding audio and aesthetics to any commercial space. The 100-watt DesignMax DM6SE loudspeaker features a two-way 6.5-inch woofer and 1.25-inch tweeter coaxially mounted within the Dispersion Alignment system, producing a frequency range of 59 Hz - 20 kHz. The DM6SE is surface-mounted, IP55 outdoor-rated, and locks onto a hidden QuickHold U-bracket for fast, secure installation. And with both black and white versions available, the DM6SE is easy to integrate with any décor.



Key Features

Deliver instantly impressive sound with custom Bose drivers — no DSP or EQ required. For even better sound, use select Bose DSPs and amplifiers to enable Bose loudspeaker EQ and SmartBass processing, which expands performance and response at any listening level

Ensure a consistent listening experience throughout the room with the Dispersion Alignment system, which matches the coverage of the woofer to the pattern of the tweeter

Blend into any room design with elegant form factors, minimum-bezel grilles available in black or white, and removable logos

Reduce installation time with the patented QuickHold mounting system, which also reduces strain, hassle, and the chance of product damage

Install easily — includes Euroblock connector

Install DM6SE outside — IP55 rating with standard aluminum grille and weather resistant input cover for outdoor use

Technical Specifications

SINGLE LOUSPEAKER PERFORMANCE		
Frequency Response (-3 dB) ⁽¹⁾	70 - 20,000 Hz	
Frequency Range (-10 dB) ⁽¹⁾	59 - 20,000 Hz	
Nominal Coverage Angle (H × V) ⁽²⁾	125° × 125°	
Nominal Coverage Angle (1 - 10 kHz)	115° × 115°	
	Bose extended-lifecycle test ⁽⁵⁾	AES component test ⁽⁶⁾
Power Handling, long-term continuous	100 W	125 W
Power Handling, peak	400 W	500 W
Sensitivity (SPL/ 1 W @ 1 m) ⁽³⁾	88 dB	88 dB
Calculated Maximum SPL @ 1 m ⁽⁴⁾	108 dB	109 dB
Calculated Maximum SPL @ 1 m, peak	114 dB	115 dB
Crossover	1.7 kHz (passive 2-way crossover)	
Loudspeaker EQ	Not Required, Bose EQ voicing and SmartBass processing available	
Recommended High-Pass Protection	60 Hz with recommended 24 dB / octave filter	
Overload protection	resistor-network power reduction with automatic reset	
Transformer taps	70V: 2.5, 5, 10, 20, 40, 80 W, bypass 100V: 5, 10, 20, 40, 80 W, bypass	
TRANSDUCERS		
Low Frequency	1 x 6.5-inch woofer (165 mm), weather treated	
High Frequency	1 x 1.25-inch (32 mm) neodymium dome tweeter, coaxially-mounted, weather-treated	
Technology	Dispersion Alignment System, 197 mm (7.75 in) system diameter	
Nominal Impedance	8 ohms (transformer bypass)	

DesignMax DM6SE

surface-mounted loudspeaker

PHYSICAL	
Enclosure Material	Engineered-plastics front baffle with integrated steel formed back can
Bracket Material	Powder-coated steel
Grille	Perforated aluminum with powder-coat finish, tamper-resistant design, paintable
Logo	Rotatable, removable
Color	Black: RAL 9005, White: Bose Arctic White, similar to RAL 9003, Paintable
Environmental / Ingress-Protection	Outdoor per IEC 529 IP55 (suitable for use outdoors in wet locations), includes aluminum grille to prevent red corrosion and weather resistant input cover
Safety Agency	UL-1480A, S5591/ UL Listed, NFPA70, in accordance with IEC60268-5, ROHS, CE compliant
Operating Temperature Range	-25 °C to 70 °C (-13 °F to 158 °F)
Connectors	Euroblock 6-pin connector with loop-through, mounted on rear. Accepts 18 AWG (0.8 mm ²) to 14 AWG (2.5 mm ²) size wire
Suspension / Mounting	QuickHold Mounting System with included U-Bracket
	4 preset mounting angles: 0°, 15°, 30°, 45° for wall or ceiling placement
	Two (2) rear M8 screw inserts for use with optional pan & tilt bracket and one (1) rear M8 screw insert for safety-tether attachment
Dimensions (H x W x D)	340 x 222 x 229 mm (13.4 x 8.7 x 9 in)
Dimensions (H x W x D) with bracket	340 x 222 x 245 mm (13.4 x 8.7 x 9.8 in)
Net Weight, Loudspeaker with grille (single)	6.4 kg (14.1 lb)
Shipping Weight (pair)	14.7 kg (32.5 lb)
Included Accessories	U-Bracket, powder-coated steel
Optional Accessories	Pan & Tilt Bracket
PRODUCT CODES	
829682-0110	DESIGNMAX DM6SE PAIR BLK
829682-0210	DESIGNMAX DM6SE PAIR WHT

Footnotes

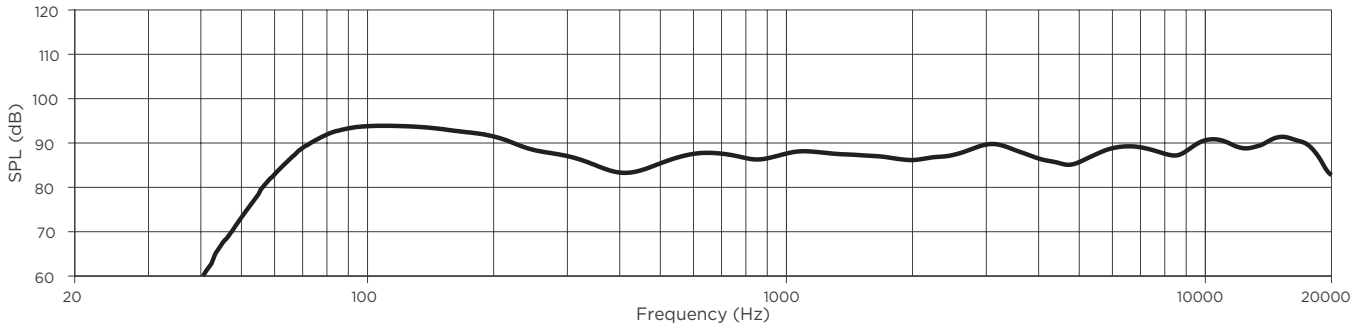
- (1) Frequency response and range measured on-axis in half-space environment with Bose EQ voicing
- (2) 1 kHz to 4 kHz average
- (3) Sensitivity measured on-axis in half-space environment with Bose EQ voicing
- (4) Maximum SPL calculated from sensitivity and power handling specifications, exclusive of power compression.
- (5) Bose extended-lifecycle test using pink noise filtered to meet IEC268-5, 6-dB crest factor, 500-hour duration.
- (6) AES standard 2-hour duration with IEC system noise

For additional specifications and application information, please visit PRO.BOSE.COM.
 Specifications subject to change without notice. 11/2019

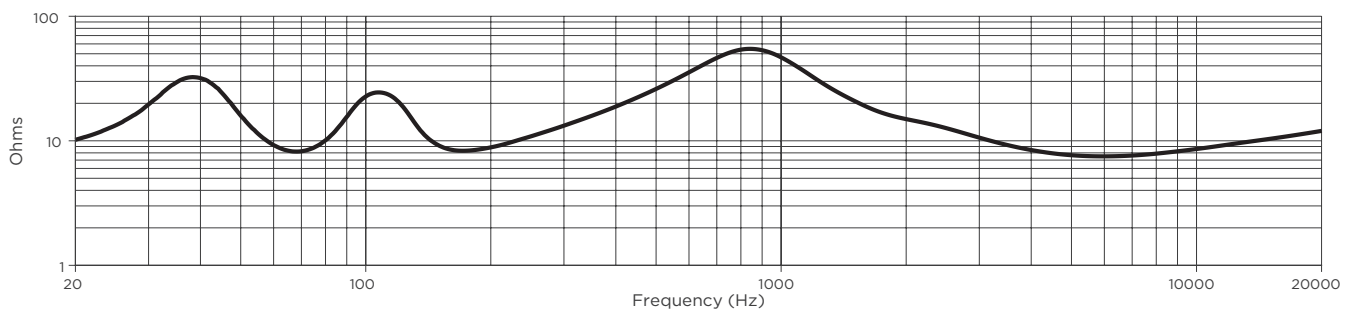
DesignMax DM6SE

surface-mounted loudspeaker

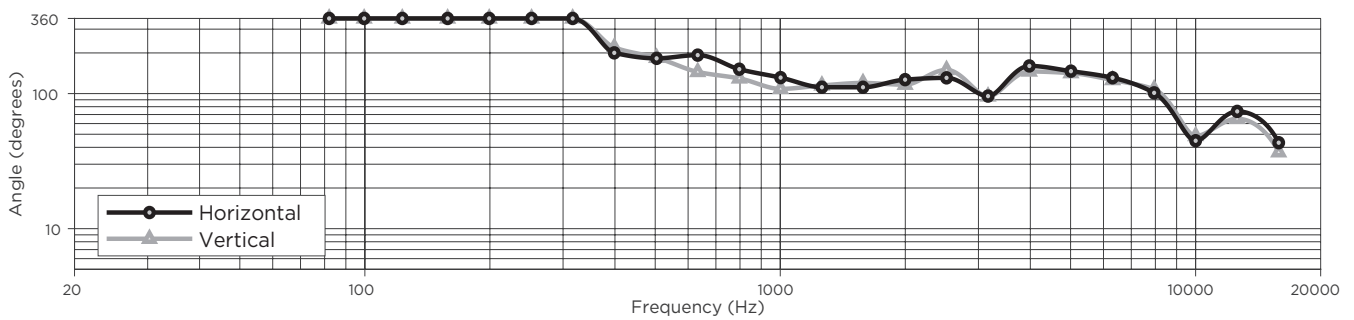
On-Axis Frequency Response (half-space (2π) with Bose EQ voicing)



Impedance



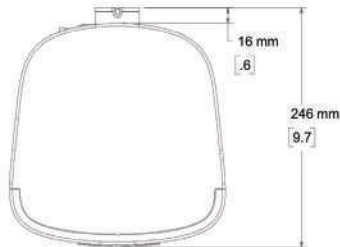
Beamwidth



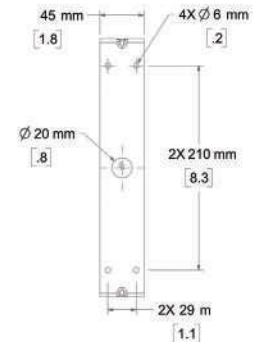
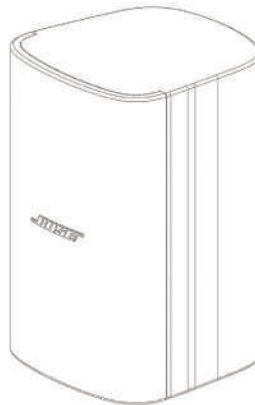
DesignMax DM6SE

surface-mounted loudspeaker

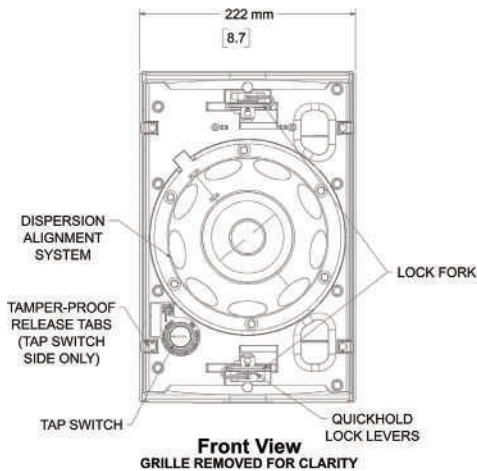
Dimensions



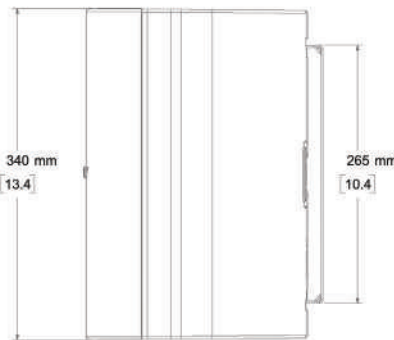
Top View



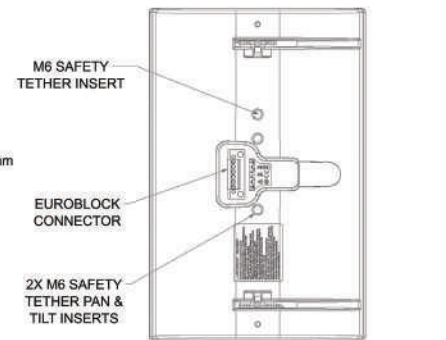
Rear View
BRACKET ONLY



Front View
GRILLE REMOVED FOR CLARITY



Right View
DIMENSIONS APPLY TO BOTH SIDES



Rear View
BRACKET/INPUT COVER REMOVED FOR CLARITY

- NOTES:
 1. DIMENSIONS ARE IN MILLIMETERS OVER INCHES
 2. WEIGHT 5.93kg [13.1lbs] (SPEAKER ONLY)
 WEIGHT W/BRACKET 6.40kg [14.1lbs]