

LHM 0606/xx Ceiling Loudspeaker

www.boschsecurity.com



BOSCH

Invented for life



- ▶ Suitable for speech and music reproduction
- ▶ Flush-mounting in ceiling cavity
- ▶ Easy to install
- ▶ Simple power setting
- ▶ Unobtrusive in virtually all interiors

The LHM 0606/xx is a general purpose, 6 W, cost-effective ceiling loudspeaker. The /00 version is screw mounted and the /10 version is clamp mounted into the ceiling. An optional fire dome LBC 3080/01 is available.

Functions

An economic flushing-mounting ceiling loudspeaker is available for general purpose applications. This full range loudspeaker is suitable for both speech and music reproduction in shops, department stores, schools, offices, sports halls, hotels and restaurants. The speaker assembly consists of a single-piece, 6W dual cone loudspeaker and frame, with a 100 V, matching transformer mounted on the back. A circular metal grille is an integrated part of the front. The appearance and neutral white color has been selected to be unobtrusive in virtually all interiors.

Certifications and approvals

All Bosch loudspeakers are designed to withstand operating at their rated power for 100 hours in accordance with IEC 268-5 Power Handling Capacity (PHC) standards. Bosch has also developed the Simulated Acoustical Feedback Exposure (SAFE) test

to demonstrate that they can withstand two times their rated power for short durations. This ensures extra reliability under extreme conditions, leading to higher customer satisfaction, longer operating life, and much less chance of failure or performance deterioration.

Safety

acc. to EN 60065

Installation/configuration notes

Mounting

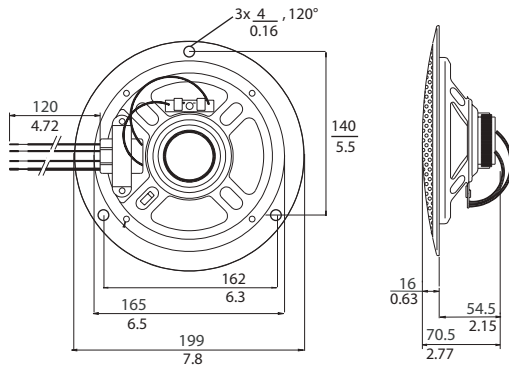
The assembly is simply and quickly installed into a hole in the ceiling cavity. The /00 version is secured with the three white screws (supplied). The /10 version is secured by two integral spring-loaded ceiling locking clamps. A circular template for marking a 165 mm diameter hole is included with the loudspeaker.

Three wires on the matching transformer (primary) provide for selection of nominal full-power, half-power or quarter-power radiation.

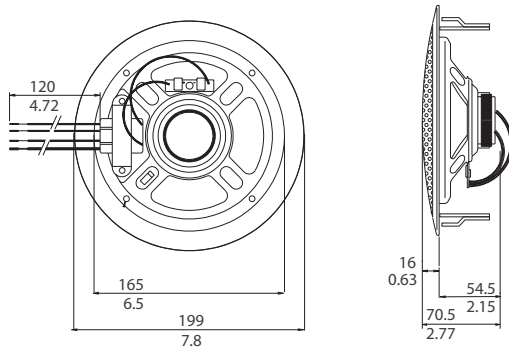
Fire dome

During a fire, the ceiling cavity in which loudspeakers are installed can allow flames to spread throughout a building. To prevent fire entering the cavity via the

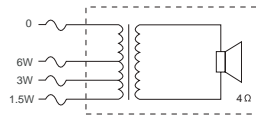
loudspeaker, the ceiling loudspeaker can be fitted with a protective steel fire dome (LBC 3080/01). This optional fire dome is mounted on the loudspeaker assembly using four self-tapping screws, supplied as standard. There are four knock-out holes; two (2) for rubber grommets (supplied) and two (2) for cable glands. (PG13).



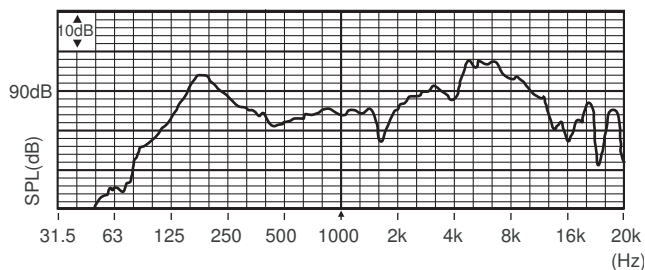
LHM 0606/00 Dimensions in mm / inch



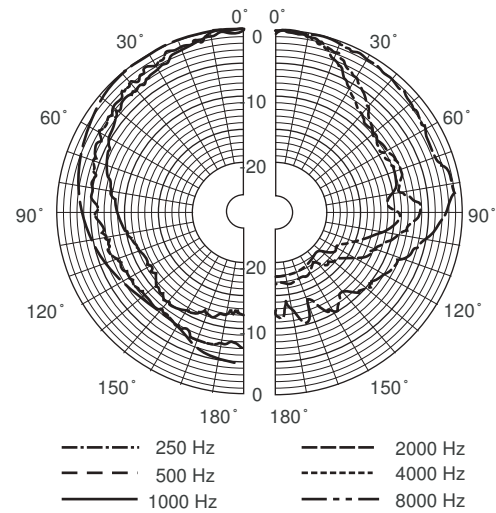
LHM 0606/10 Dimensions in mm / inch



Circuit diagram



Frequency response



Polar diagram (measured with pink noise)

Octave band sensitivity *

	Octave SPL 1W/1m	Total octave SPL 1W/1m	Total octave SPL Pmax/1m
125 Hz	91.3	-	-
250 Hz	85.3	-	-
500 Hz	85.3	-	-
1000 Hz	85.7	-	-
2000 Hz	90.5	-	-
4000 Hz	98.2	-	-
8000 Hz	91.1	-	-
A-weighted	-	90.4	97.1
Lin-weighted	-	90.4	97.6

Octave band opening angles

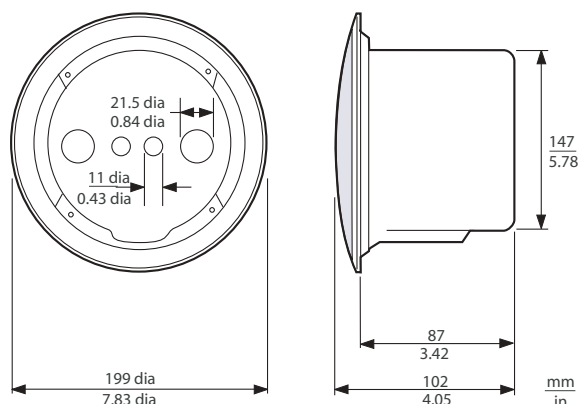
	Horizontal	Vertical	
125 Hz	180	180	
250 Hz	180	180	
500 Hz	180	180	
1000 Hz	180	180	
2000 Hz	122	122	
4000 Hz	51	51	
8000 Hz	42	42	

Acoustical performance specified per octave

* (all measurements are done with a pink noise signal; the values are in dB SPL)



LBC 3080/01 Fire Dome (optional)



LHM 0606/xx + LBC 3080/01 Fire dome assembly dimensions in mm

Technical specifications

Electrical

Maximum power	9 W
Rated power	6 / 3 / 1.5 W
Sound pressure level at 6 W / 1 W (1 kHz, 1 m)	94 dB / 86 dB (SPL)
Sound pressure level at 6 W / 1 W (4 kHz, 1 m)	106 dB / 98 dB (SPL)
Effective frequency range (-10 dB)	80 Hz to 18 kHz
Opening angle at 1 kHz/4 kHz (-6 dB)	175° / 55°
Rated voltage	100 V
Rated impedance	1667 ohm
Connection	Flying leads

Mechanical

Diameter	199 mm (7.8 in)
Maximum depth	70.5 mm (2.8 in)
Mounting cut-out	165 + 5 mm (6.5 + 0.20 in)
Speaker diameter	152.4 mm (6 in)

Weight	620 g (1.37 lb)
Color	White (RAL 9010)

Environmental

Operating temperature	-25 °C to +55 °C (-13 °F to +131 °F)
Storage temperature	-40 °C to +70 °C (-40 °F to +158 °F)
Relative humidity	<95%

Ordering information

LHM 0606/00 Ceiling Loudspeaker

Ceiling loudspeaker 6 W, circular metal grille, ceiling-mounted with 3 (white) screws (supplied), white RAL 9010.

Order number **LHM0606/00**

LHM 0606/10 Ceiling Loudspeaker

Ceiling loudspeaker 6 W, circular metal grille, ceiling-mounted with 2 spring clamps, white RAL 9010.

Order number **LHM0606/10**

Accessories

LBC 1256/00 EVAC Connection Adapter

Emergency connection adapter, 3-pole screw ceramic connector with a pre-mounted thermal fuse, to be installed in series with the 100 V primary connection of a loudspeaker unit, set of 100 pieces.

Order number **LBC1256/00**

LBC 3080/01 Fire Dome

Metal fire dome for the LBC 3087/41, LBC 3090/01, LBC 3090/31, LHM 0606/00, LHM 0606/10, and LHM 0626/00 ceiling loudspeakers, EN54-24 certified, flame red RAL 3000.

Order number **LBC 3080/01**

LBC 3080/11 Fire Dome

Metal fire dome for LBC 3087/41, LBC 3090/01, LBC 3090/31, LHM 0606/00, LHM 0606/10 and LHM 0626/00 ceiling loudspeakers, white RAL 9010.

Order number **LBC3080/11**

Represented by:

Americas:

Bosch Security Systems, Inc.
12000 Portland Avenue South
Burnsville MN 55337, USA
Phone: +1-800-392-3497
Fax: +1-800-955-6831
audiosupport@us.bosch.com
www.boschsecurity.com

Europe, Middle East, Africa:

Bosch Security Systems B.V.
P.O. Box 80002
5617 BA Eindhoven, The Netherlands
Phone: + 31 40 2577 284
Fax: +31 40 2577 330
emea.securitysystems@bosch.com
www.boschsecurity.com

Asia-Pacific:

Robert Bosch (SEA) Pte Ltd, Security
Systems
11 Bishan Street 21
Singapore 573943
Phone: +65 6571 2808
Fax: +65 6571 2699
apr.securitysystems@bosch.com
www.boschsecurity.asia

China:

Bosch (Shanghai) Security Systems Ltd.
201 Building, No. 333 Fuquan Road
North IBP
Changning District, Shanghai
200335 China
Phone +86 21 22181111
Fax: +86 21 22182398
www.boschsecurity.com.cn

America Latina:

Robert Bosch Ltda Security Systems Division
Via Anhanguera, Km 98
CEP 13065-900
Campinas, Sao Paulo, Brazil
Phone: +55 19 2103 2860
Fax: +55 19 2103 2862
latam.boschsecurity@bosch.com
www.boschsecurity.com