

# ARTcessories™

Creative audio solutions in cool little boxes.

February 2004

## Zdirect

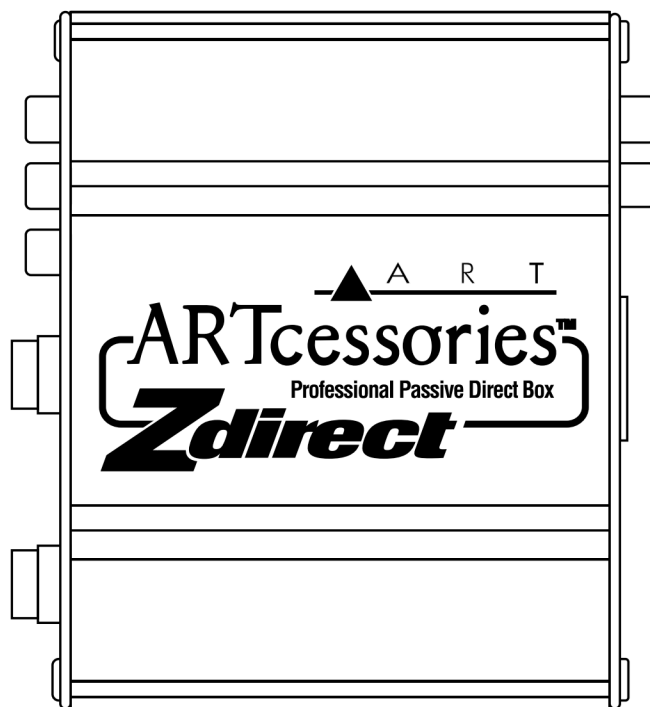
Professional Passive Direct Box

The Zdirect is a high quality totally passive interface that lets you connect instrument, line, or speaker level signals to a mixer or other balanced input thru a high performance audio isolation transformer. The high impedance single-ended 1/4" input is converted by the transformer into an isolated balanced low impedance signal source. The Zdirect's audio transformer has an extremely flat and wide frequency response and can handle high signal levels while still maintaining an isolated balanced low impedance output. This gives the Zdirect a very clean and neutral sound with a wide variety of signal sources and over long signal runs in high noise environments.

The Input Attenuator switches allow for a wide range of signal levels and the Input Thru jack allows for tapping off of your signal chain. The Ground Lift switch lets you totally separate the input and output signal grounds, when appropriate, to isolate two systems, thereby reducing hum and ground-loop noise.

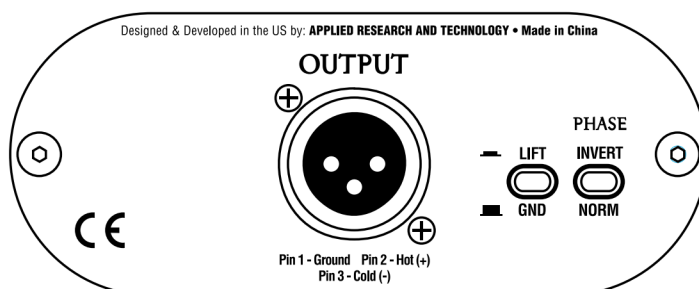
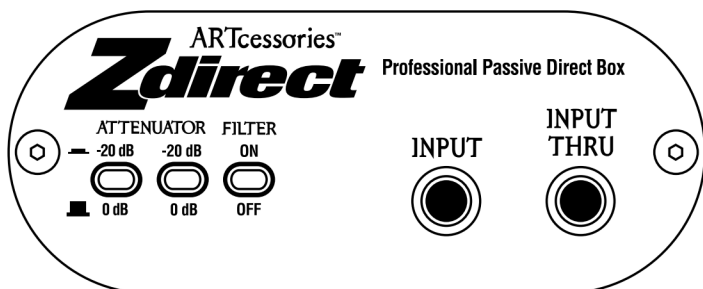
What further sets the Zdirect apart from other "DI" boxes are its extended features and versatility. We have added a switchable low pass Filter that cuts out all very high frequency interference. This Bessel filter on the output is placed out of the audio range and is primarily intended to reduce radio frequency interference before it gets into the main system. The filter is also very effective in reducing any digital computer noise artifacts when using the Zdirect as an interface between a computer based audio workstation and your monitors. The Phase Invert switch, while not normally included with your run of the mill D.I. box, has been added to allow you to switch signal polarity right at the source. This feature is especially handy when you are combining a direct tap with a microphone feed in the mix.

The compact black anodized all aluminum case and it's passive design allow the Zdirect to provide years of trouble free service in Live Sound, Permanent/Fixed Install, D.J., and virtually any PA application. It's full feature set, rugged construction, and high-end specifications make the Zdirect the obvious choice.



### Specifications:

Frequency Response:	10Hz -50kHz, +/- .5dB @ +4dBu
THD:	.01% Typical @ 1kHz, +18dBu, <.05% @ 100Hz, +18dBu
Input Connections:	1/4" TRS unbalanced, 50k Ohm
Output Connection:	XLR male, 600 Ohm
Filter Type/Response:	Switchable, Low Pass, -3dB @ 30kHz
Input Attenuation:	Switchable, (0dB, -20dB, -40dB)
Output Phase:	Switchable, Normal/Invert
Ground Lift:	Switchable, fully isolates inputs from chassis and output.
Dimensions:	1.75"H x 4.2"W x 3.5"D (44.5mm x 107mm x 89mm)
Weight:	.75 lbs. (.34kg)



DESIGNED & DISTRIBUTED BY: APPLIED RESEARCH AND TECHNOLOGY • 215 Tremont Street • Rochester, New York 14608 • USA  
For Customer Service, please call: 585.436.2720 • Email: [cserve@artproaudio.com](mailto:cserve@artproaudio.com) • [www.artproaudio.com](http://www.artproaudio.com) • ART-ARTcs-02/04